



swela
REALTY



PRESTIGE
GOLDEN GROVE

WHERE LIFE FEELS ELEVATED

TELLAPUR


A JV OF PRESTIGE GROUP & SWELA REALTY

Layout / Building/ Permission
No. 1928/HMDA/SWBP/2026
TS RERA Registration No. P01100010708
Website: <https://rera.telangana.gov.in>

Where life truly feels elevated







Where Roots Rise Again

Tellapur once moved to the rhythm of birdsong and seasons. Children played under ancient trees. Life was simple, unhurried, rooted in nature. That spirit endures.

Prestige Golden Grove honors what was, while imagining what's next. Modern homes rise without disturbing the earth beneath them. Greenery thrives. Open spaces breathe. The calm that defined Tellapur remains - only elevated.

This isn't development. It's a continuation. Where past and present coexist. Where familiar feels refined.

Welcome home to Tellapur's next chapter.
By Prestige Golden Grove.







The Prestige Vision


A township inspired by nature.

Prestige has imagined something rare.

A modern community that would grow without erasing what already exists.

Prestige Golden Grove is designed to celebrate the natural beauty of Tellapur — preserving open land while introducing thoughtful urban living.

Here, progress respects nature.



A Township in Harmony

28 acres of thoughtful planning.

Spread across **28.6 acres**,
Golden Grove is designed as a self-sustaining community.
Ten iconic towers rise along the edges,
creating a vast green lung space at the centre.



Expansive open
landscapes



Maximum
sunlight



Continuous cross
ventilation



A peaceful living
environment

A township designed around nature.





Architecture That Breathes

Space, light, and openness.

Golden Grove is designed with one simple philosophy:

Let nature lead.

By building vertically,
the land below remains open and green.

Wide landscapes allow sunlight to travel freely,
while fresh air flows through every home.

**Because true luxury is not just space —
it is breathing space.**









Active Living

Clubhouse Sapphire- Sports & Health



Indoor swimming pool with jacuzzi



Hobby room



Yoga & Pilates rooms



Toddler play area



His & Her Spa



Gym & aerobics studios



Billiards room



Table tennis



Squash court



Library room



Badminton courts



Pickleball courts



Indoor game room



Salon



A Social Destination

Clubhouse Emerald - Social & Recreation 



Banquet hall



Mini theatre



Co-working space



Shops



Convenience store



Clinic + Pharmacy



Guest rooms



Terrace BBQ deck



Gallery space



Café

Connected to the City

Minutes from Hyderabad's IT corridor.

Golden Grove offers seamless access to the city.



2–3 minutes

ORR Exit 2 & Exit 3



10–15 minutes

Financial District, Gachibowli & HITEC City



20 minutes

Lingampally MMTS



30–35 minutes

Rajiv Gandhi International Airport

A home connected to everything that matters.



Location Map

A Complete Neighbourhood

Schools, hospitals, and urban life.

Golden Grove is surrounded by world-class infrastructure.



International Schools

- Gaudium
- Samasti
- Candiidus
- DPS, Kollur
- Birla Open Minds



Hospitals

- Citizens
- AIG
- Continental
- CARE
- Rainbow
- Medicoover
- Star
- Apollo



Universities

- GITAM
- ISB
- CBIT
- MGIT
- ICFAI
- IIT-Hyderabad
- University of Hyderabad



Retail & Entertainment

- Inorbit Mall
- Atrium Mall
- GSM Mall
- Neo Mall
- Sarath City Capital Mall

Everything life needs — close to home.





Homes Designed to Breathe

Residences filled with light and space.

Golden Grove offers thoughtfully designed homes for evolving families.

Configurations include:

2 BED Classic (2B2T)
3 BED Aspire (3B2T)
3 BED Premia (3B3T)
3 BED Ultima (3B3T + Study)
4 BED Supreme (4B4T)
4 BED Ultima (4B4T + Staff)

Sizes range from
1169 to 3013 sq.ft.

All homes feature:

- Vaastu-compliant layouts
 - Natural lighting
 - Cross ventilation
-

Spaces that feel open, bright,
and alive.





Master Plan

Outdoor Amenities



- | | |
|---------------------------|-------------------------------------|
| 1 Tennis court | 14 Outdoor fitness station |
| 2 Multiuse games arena | 15 Senior citizen park |
| 3 Pickleball court | 16 Outdoor BBQ area & Dining zone |
| 4 Padel court | 17 Party lawns |
| 5 Basketball court | 18 Vegetation garden |
| 6 Volleyball court | 19 Sensory park |
| 7 Cricket practice pitch | 20 Amphitheatre |
| 8 Mini golf | 21 Skating rink |
| 9 Jogging track | 22 Olympic size pool with kids pool |
| 10 Cycling track | 23 Family pool with deck |
| 11 Toddler play area | |
| 12 Outdoor kids play area | |
| 13 Pet park | |





Master Numbering Plan





COLOR	TYPE	CONFIGURATION	AREA (SFT)
[Yellow]	TYPE-A1 (EAST)	2 BED CLASSIC 2B2T	1,169 Sft
[Red]	TYPE-A2 (WEST)		1,176 Sft
[Green]	TYPE-A3 (WEST)		1,278 Sft
[Cyan]	TYPE-A4 (EAST)		1,281 Sft
[Purple]	TYPE-B1 (NORTH)	3 BED ASPIRE 3B2T	1,516 Sft
[Pink]	TYPE-B2 (WEST)		1,519 Sft
[Light Red]	TYPE-B3 (EAST)		1,519 Sft
[Yellow-Orange]	TYPE-B4 (EAST)		1,644 Sft
[Orange]	TYPE-B5 (WEST)		1,646 Sft
[Brown]	TYPE-B6 (EAST)		1,648 Sft
[Maroon]	TYPE-B7 (WEST)		1,648 Sft
[Teal]	TYPE-C1 (NORTH)	3 BED PREMIA 3B3T	1,837 Sft
[Blue]	TYPE-C2 (EAST)		1,840 Sft
[Light Blue]	TYPE-C3 (WEST)		1,839 Sft
[Magenta]	TYPE-C4 (WEST)		2,004 Sft
[Gold]	TYPE-C5 (EAST)		2,005 Sft
[Light Orange]	TYPE-C6 (EAST)		2,002 Sft
[Light Purple]	TYPE-C7 (EAST)		2,009 Sft
[Dark Blue]	TYPE-C8 (WEST)		2,148 Sft
[Light Yellow]	TYPE-C9 (EAST)		2,157 Sft
[Dark Red]	TYPE-C10 (WEST)		2,162 Sft
[Light Orange]	TYPE-D1 (EAST)	3 BED ULTIMA 3B3T+STUDY	2,462 Sft
[Grey]	TYPE-D2 (WEST)		2,462 Sft
[Cyan]	TYPE-E1 (EAST)	4 BED SUPREME 4B4T	2,728 Sft
[Light Purple]	TYPE-E2 (WEST)		2,723 Sft
[Light Blue]	TYPE-F1 (EAST)	4 BED ULTIMA 4B4T+STAFF	2,900 Sft
[Light Green]	TYPE-F2 (WEST)		3,013 Sft

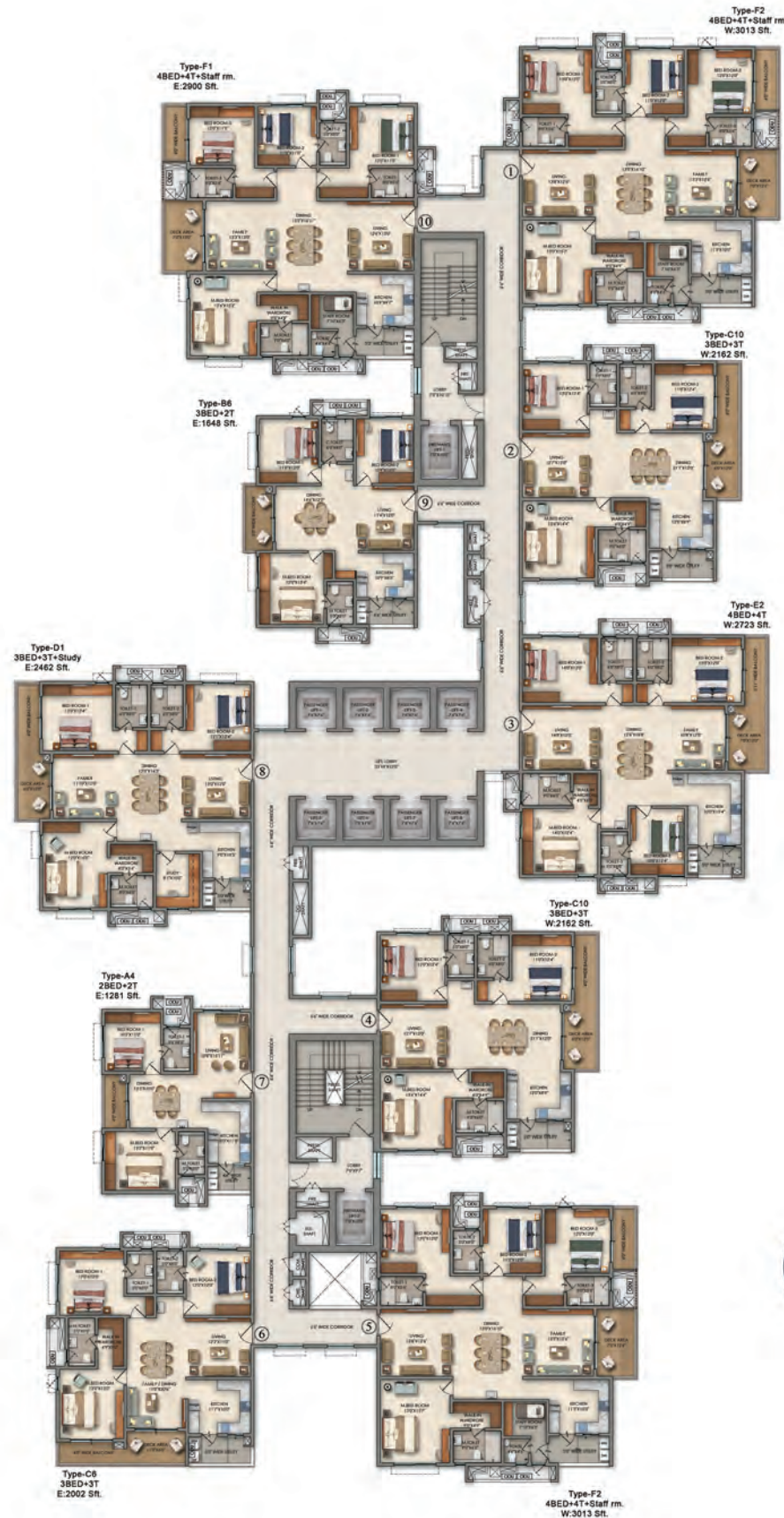




Cluster Plans for Typical Floor

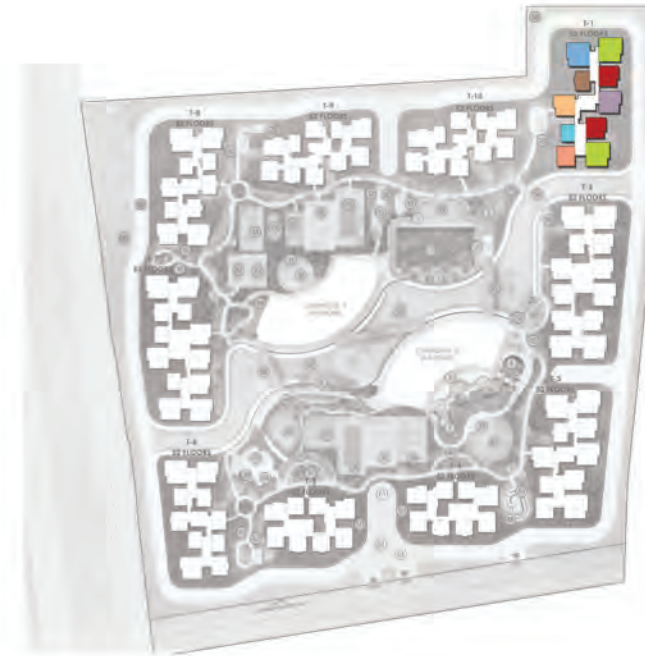
TOWER - 01

TYPICAL FLOOR PLAN



TYPICAL FLOOR PLAN

(3rd to 15th, 17th to 25th, 27th to 35th, 39th to 44th, 46th to 52nd Floor)

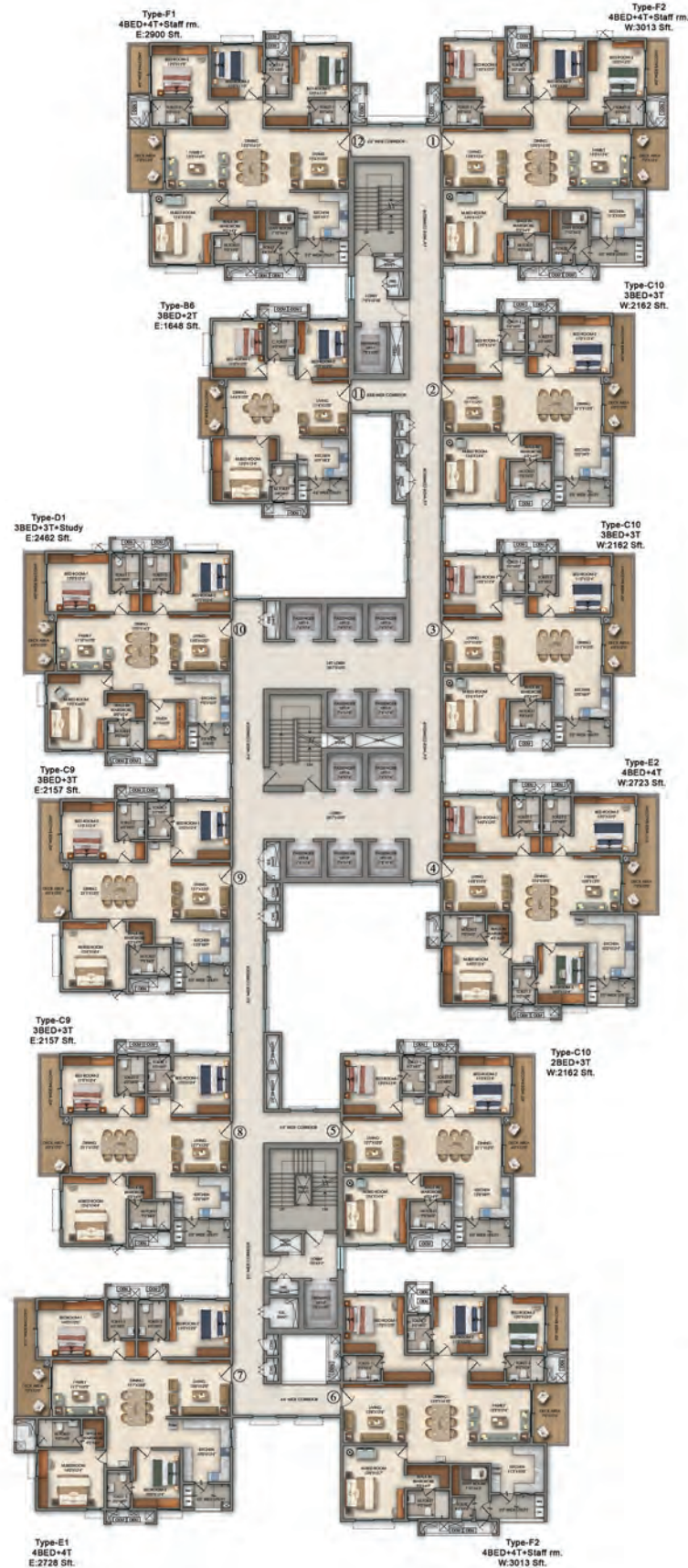


KEY PLAN

COLOR	TYPE
	TYPE-A4(EAST)
	TYPE-B6 (EAST)
	TYPE-C6 (EAST)
	TYPE-C10 (WEST)
	TYPE-D1 (EAST)
	TYPE-E2 (WEST)
	TYPE-F1 (EAST)
	TYPE-F2 (WEST)



TOWER - 02



TYPICAL FLOOR PLAN



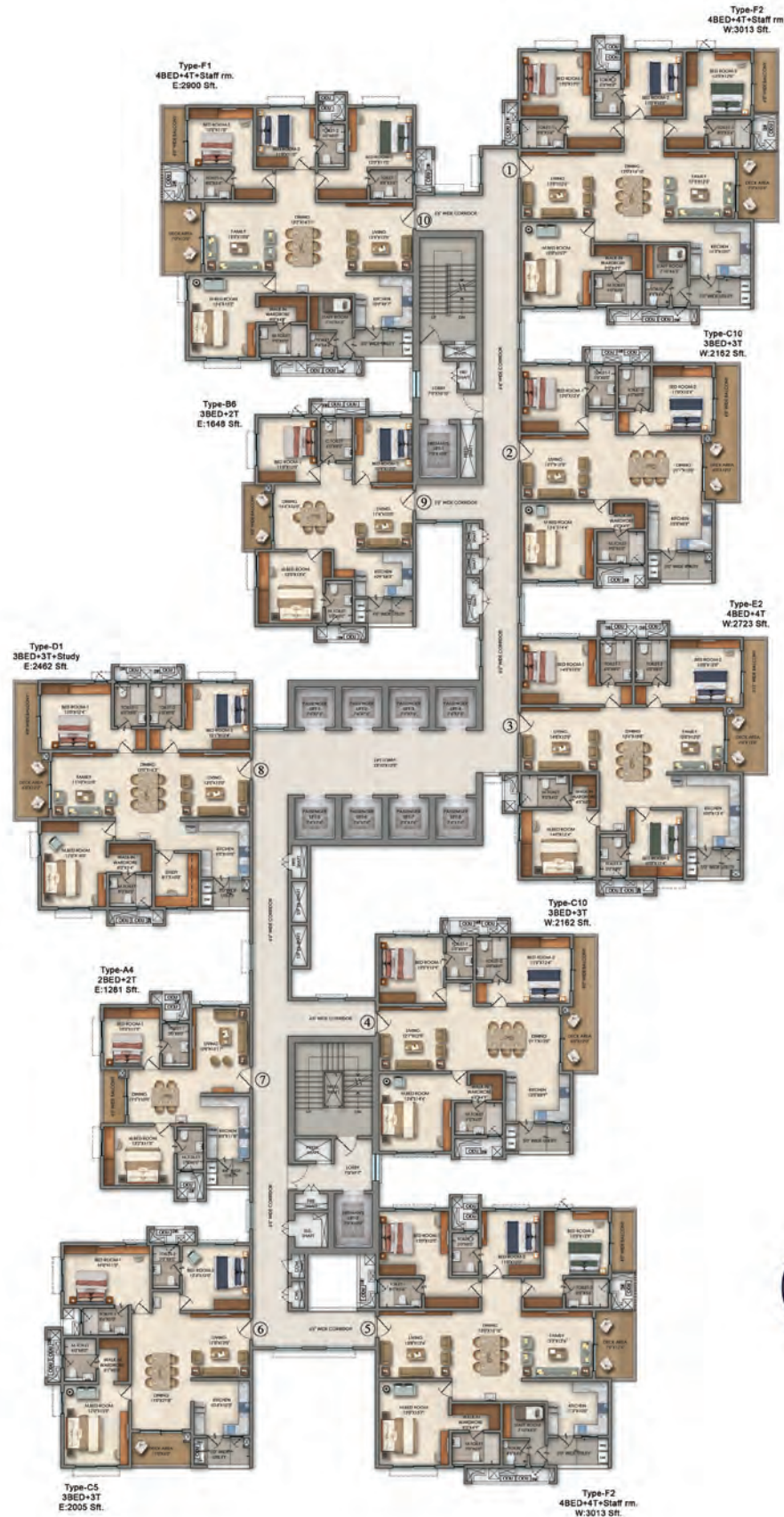
KEY PLAN



COLOR	TYPE
	TYPE-B6 (EAST)
	TYPE-C9 (EAST)
	TYPE-C10 (WEST)
	TYPE-D1 (EAST)
	TYPE-E1 (EAST)
	TYPE-E2 (WEST)
	TYPE-F1 (EAST)
	TYPE-F2 (WEST)

TOWER - 03

TYPICAL FLOOR PLAN



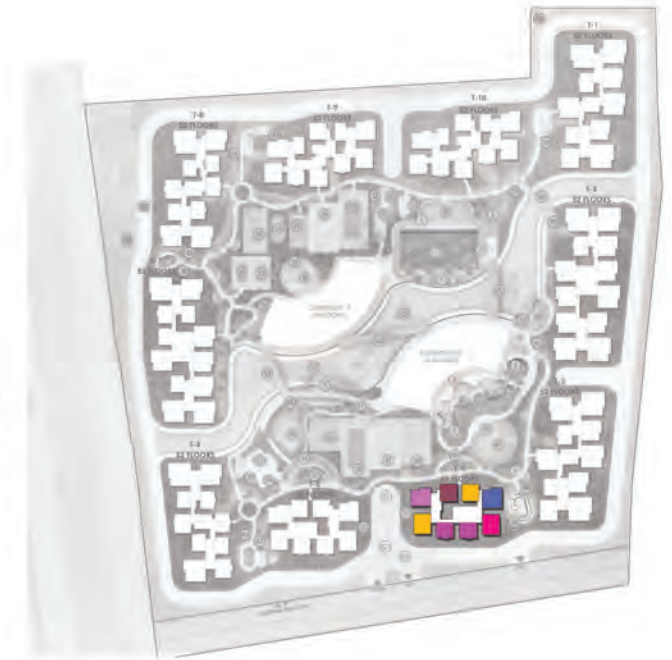
KEY PLAN



COLOR	TYPE
	TYPE-A4(EAST)
	TYPE-B6 (EAST)
	TYPE-C5 (EAST)
	TYPE-C10 (WEST)
	TYPE-D1 (EAST)
	TYPE-E2 (WEST)
	TYPE-F1 (EAST)
	TYPE-F2 (WEST)



TOWER - 04




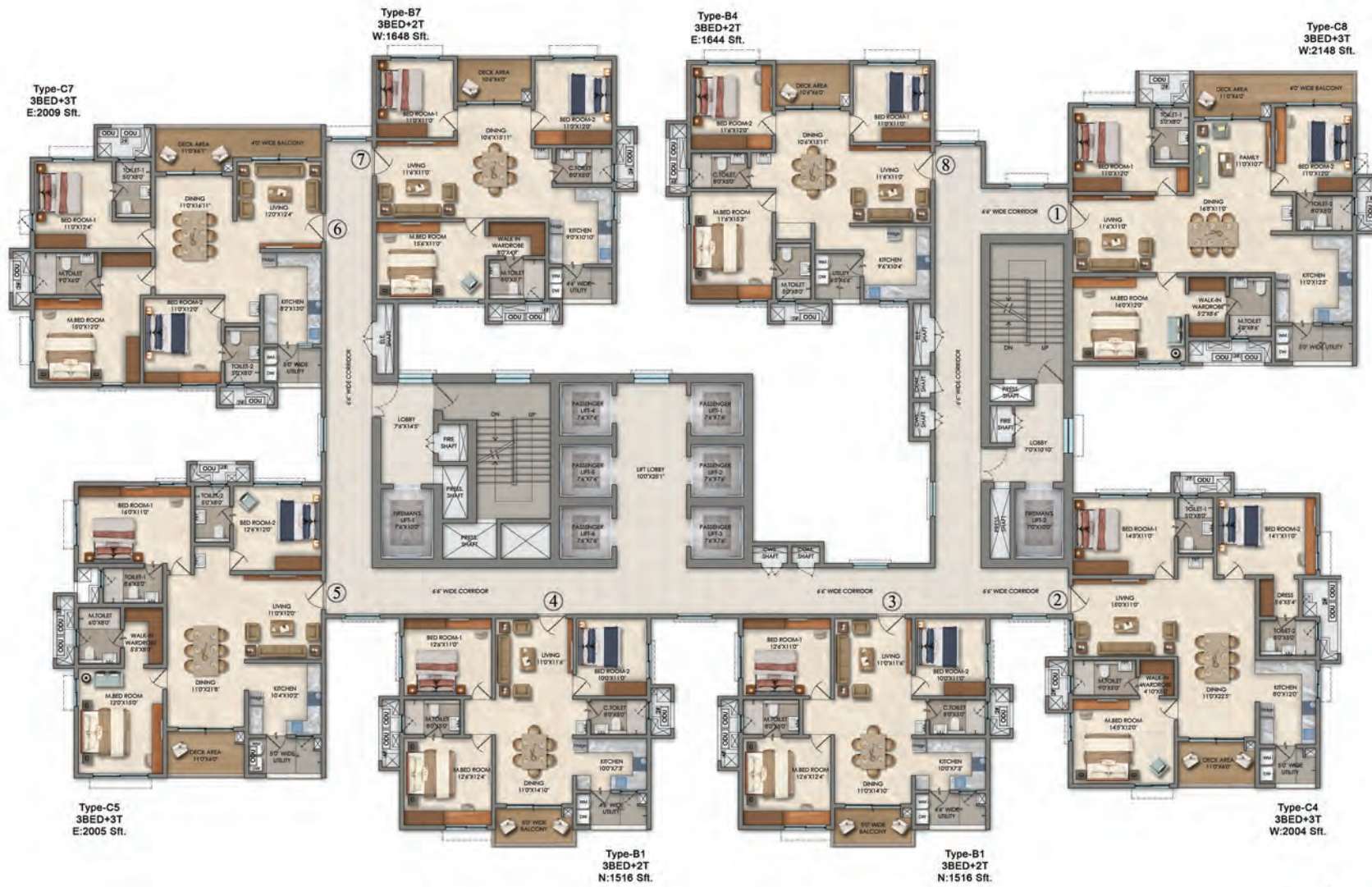
KEY PLAN

COLOR	TYPE
	TYPE-B1 (NORTH)
	TYPE-B4 (EAST)
	TYPE-B7 (WEST)
	TYPE-C4 (WEST)
	TYPE-C5 (EAST)
	TYPE-C7 (EAST)
	TYPE-C8 (WEST)

TYPICAL FLOOR PLAN



TOWER - 05



KEY PLAN

TYPICAL FLOOR PLAN

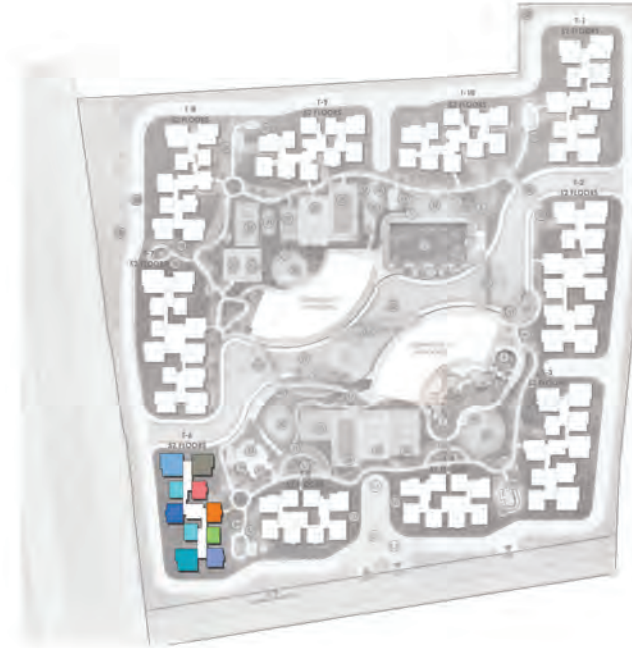


COLOR	TYPE
	TYPE-B1 (NORTH)
	TYPE-B4 (EAST)
	TYPE-B7 (WEST)
	TYPE-C4 (WEST)
	TYPE-C5 (EAST)
	TYPE-C7 (EAST)
	TYPE-C8 (WEST)

TOWER - 06



TYPICAL FLOOR PLAN



KEY PLAN


COLOR	TYPE
Green	TYPE-A3(WEST)
Light Blue	TYPE-A4(EAST)
Pink	TYPE-B2 (WEST)
Orange	TYPE-B5 (WEST)
Blue	TYPE-C2 (EAST)
Light Purple	TYPE-C3 (WEST)
Grey	TYPE-D2 (WEST)
Teal	TYPE-E1(EAST)
Light Blue	TYPE-F1 (EAST)



TOWER - 07



TYPICAL FLOOR PLAN

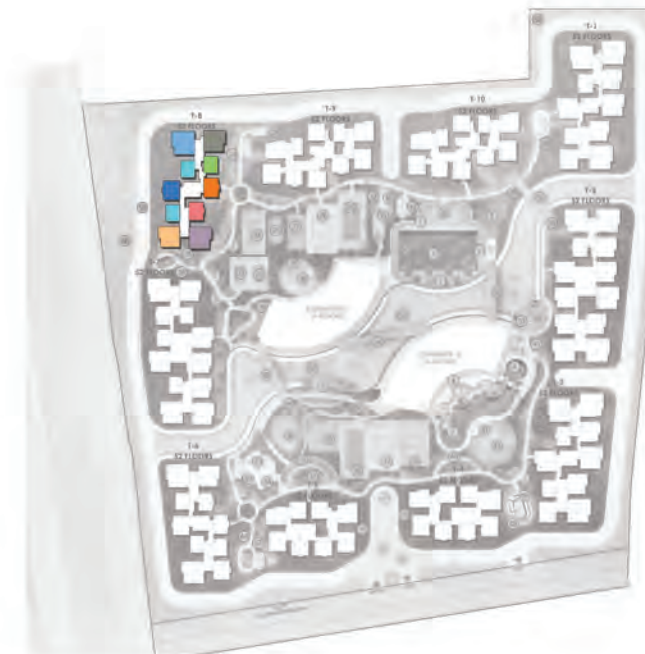


KEY PLAN

COLOR	TYPE
Light Green	TYPE-A3(WEST)
Light Blue	TYPE-A4(EAST)
Red	TYPE-B3 (EAST)
Dark Red	TYPE-C10 (WEST)
Orange	TYPE-D1 (EAST)
Grey	TYPE-D2 (WEST)
Teal	TYPE-E1(EAST)
Purple	TYPE-E2 (WEST)
Blue	TYPE-F1 (EAST)



TOWER - 08



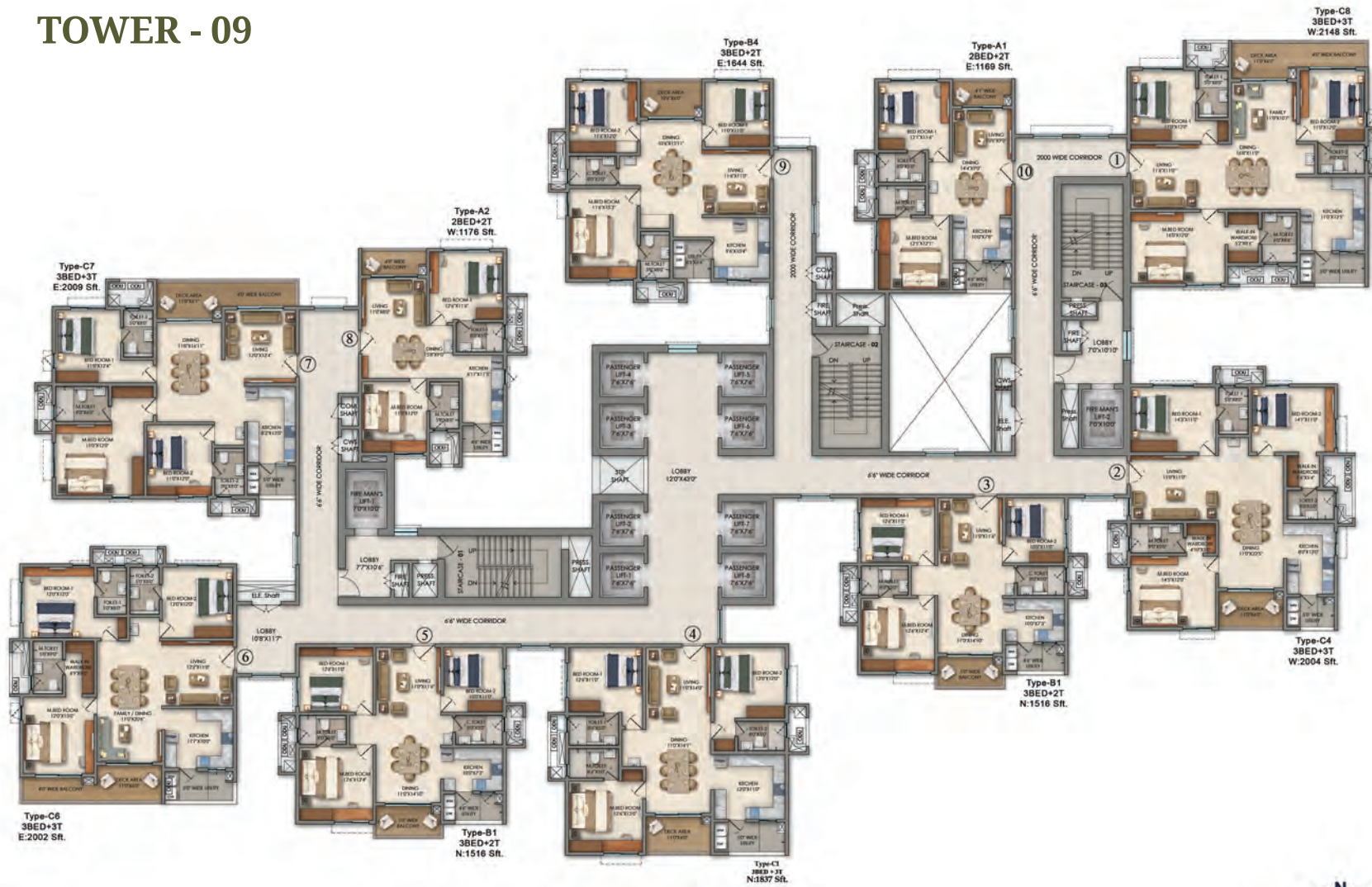
KEY PLAN

COLOR	TYPE
Green	TYPE-A3(WEST)
Cyan	TYPE-A4(EAST)
Red	TYPE-B2 (WEST)
Orange	TYPE-B5 (WEST)
Blue	TYPE-C2 (EAST)
Light Orange	TYPE-D1 (EAST)
Grey	TYPE-D2 (WEST)
Purple	TYPE-E2 (WEST)
Light Blue	TYPE-F1 (EAST)

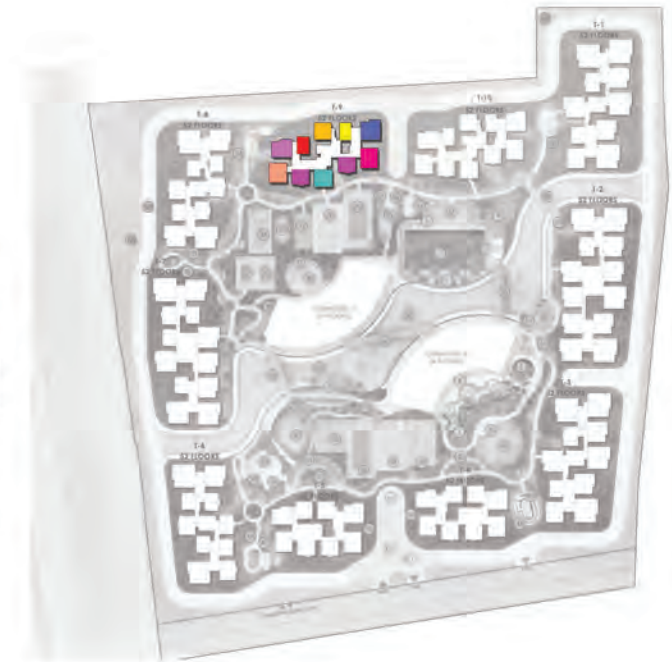


TYPICAL FLOOR PLAN

TOWER - 09



TYPICAL FLOOR PLAN

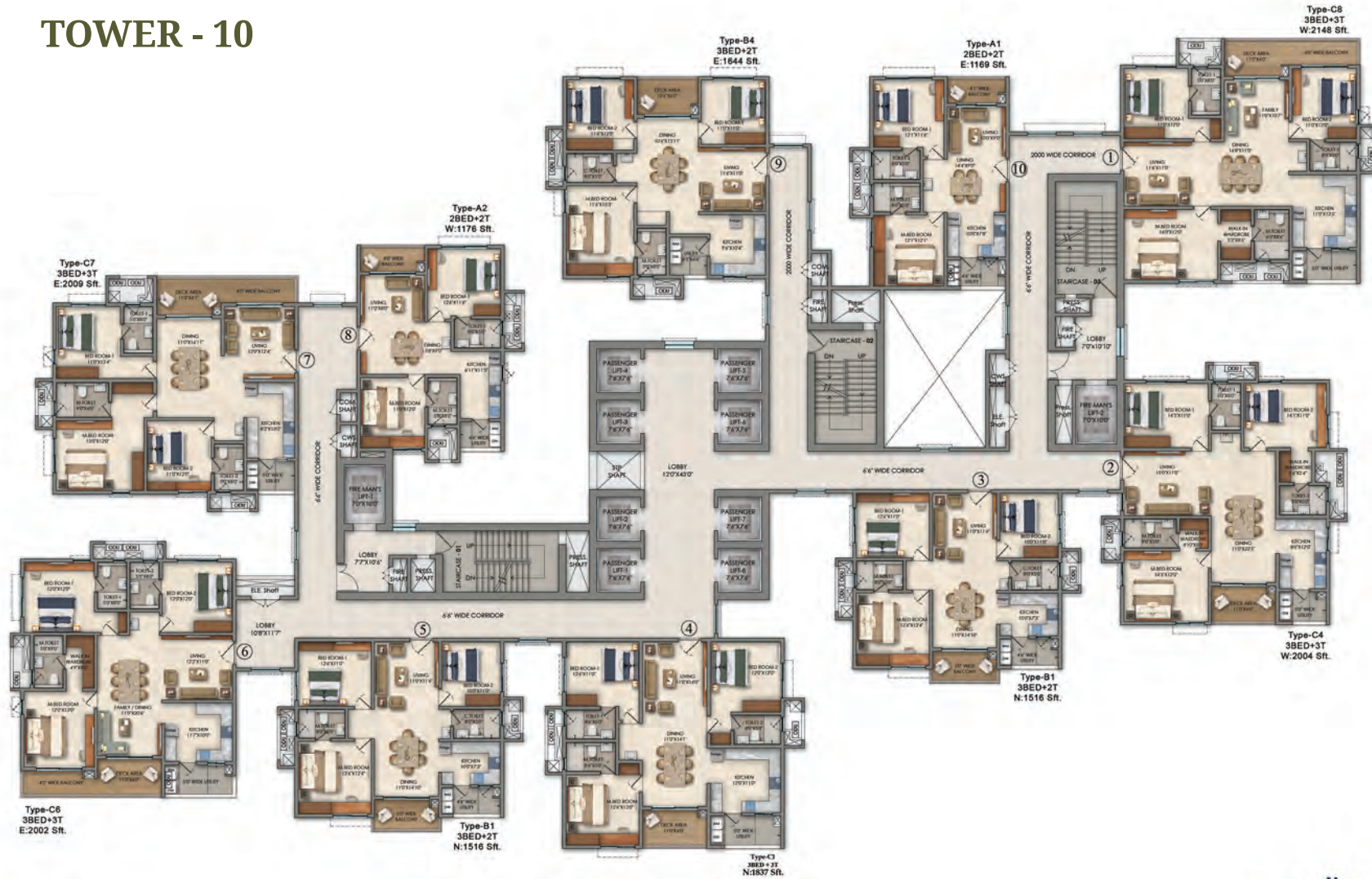


KEY PLAN

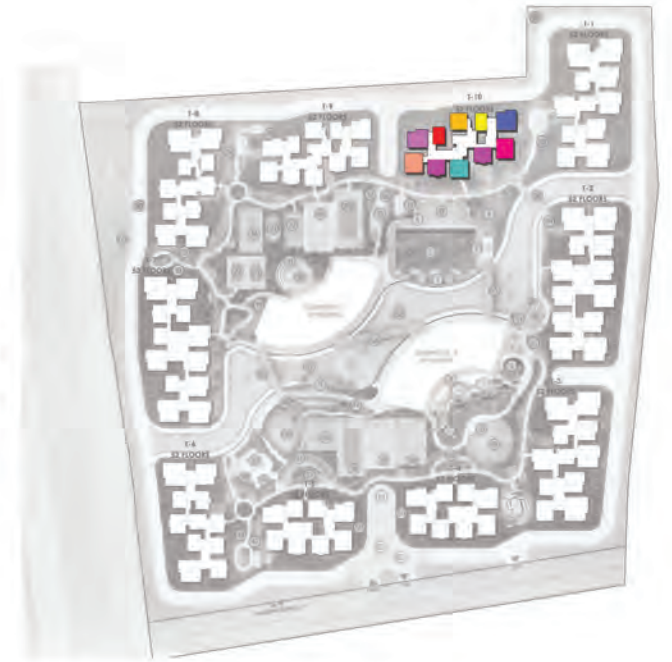
COLOR	TYPE
Yellow	TYPE-A1 (EAST)
Red	TYPE-A2(WEST)
Purple	TYPE-B1 (NORTH)
Orange	TYPE-B4 (EAST)
Teal	TYPE-C1 (NORTH)
Pink	TYPE-C4 (WEST)
Light Orange	TYPE-C6 (EAST)
Light Purple	TYPE-C7 (EAST)
Blue	TYPE-C8 (WEST)



TOWER - 10



TYPICAL FLOOR PLAN



KEY PLAN

COLOR	TYPE
Yellow	TYPE-A1 (EAST)
Red	TYPE-A2 (WEST)
Purple	TYPE-B1 (NORTH)
Orange	TYPE-B4 (EAST)
Teal	TYPE-C1 (NORTH)
Pink	TYPE-C4 (WEST)
Light Orange	TYPE-C6 (EAST)
Light Purple	TYPE-C7 (EAST)
Blue	TYPE-C8 (WEST)



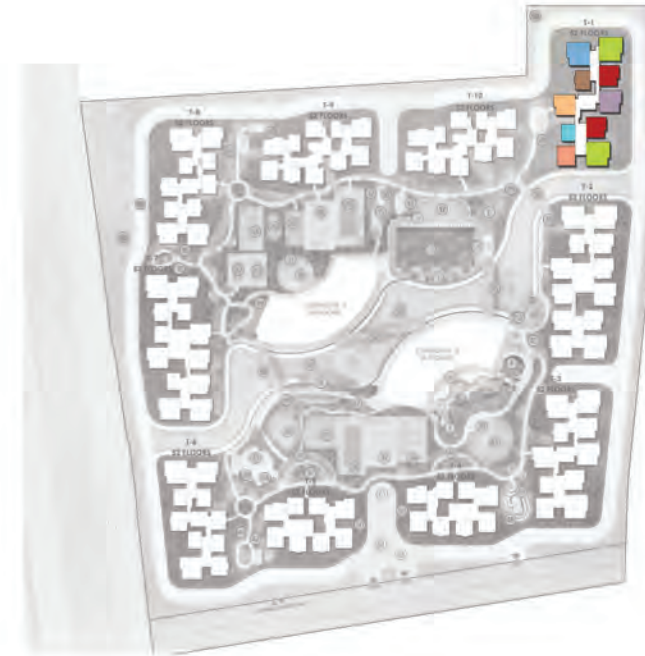


Cluster Plans for First Floor

TOWER - 01



FIRST FLOOR PLAN

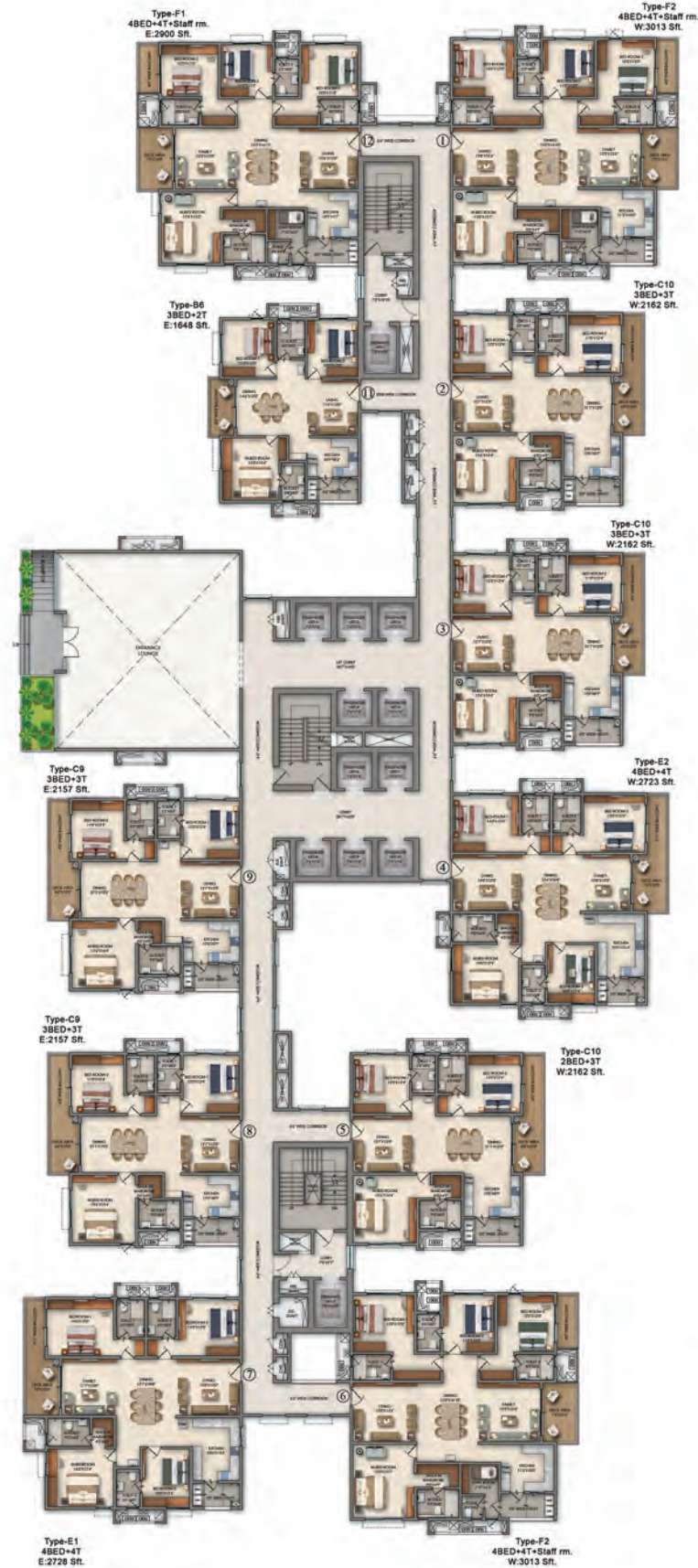


KEY PLAN

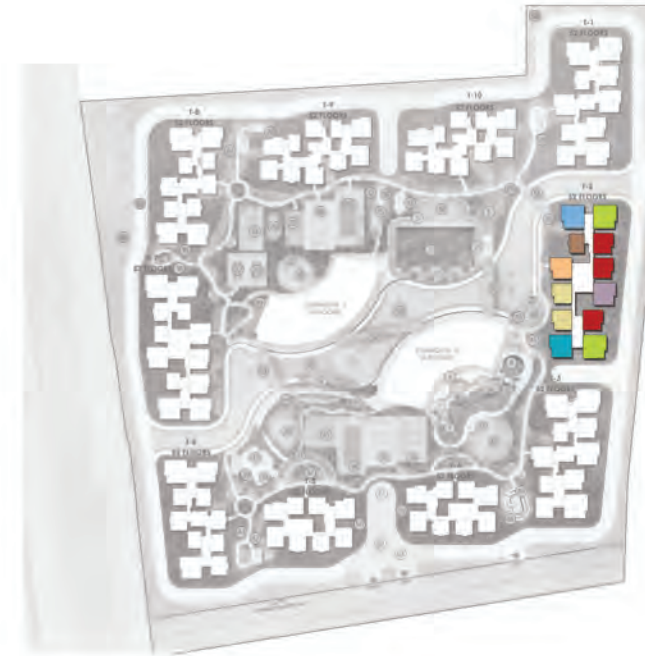
COLOR	TYPE
	TYPE-A4(EAST)
	TYPE-B6 (EAST)
	TYPE-C6 (EAST)
	TYPE-C10 (WEST)
	TYPE-D1 (EAST)
	TYPE-E2 (WEST)
	TYPE-F1 (EAST)
	TYPE-F2 (WEST)



TOWER - 02



FIRST FLOOR PLAN



KEY PLAN

COLOR	TYPE
	TYPE-B6 (EAST)
	TYPE-C9 (EAST)
	TYPE-C10 (WEST)
	TYPE-D1 (EAST)
	TYPE-E1 (EAST)
	TYPE-E2 (WEST)
	TYPE-F1 (EAST)
	TYPE-F2 (WEST)



TOWER - 03



FIRST FLOOR PLAN

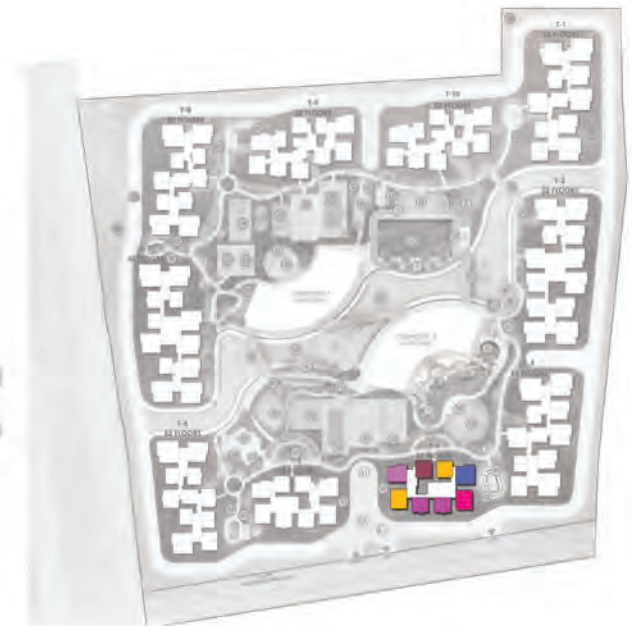


KEY PLAN

COLOR	TYPE
	TYPE-A4(EAST)
	TYPE-B6 (EAST)
	TYPE-C5 (EAST)
	TYPE-C10 (WEST)
	TYPE-D1 (EAST)
	TYPE-E2 (WEST)
	TYPE-F1 (EAST)
	TYPE-F2 (WEST)



TOWER - 04



KEY PLAN

COLOR	TYPE
	TYPE-B1 (NORTH)
	TYPE-B4 (EAST)
	TYPE-B7 (WEST)
	TYPE-C4 (WEST)
	TYPE-C5 (EAST)
	TYPE-C7 (EAST)
	TYPE-C8 (WEST)


FIRST FLOOR PLAN



TOWER - 06



FIRST FLOOR PLAN



KEY PLAN


COLOR	TYPE
	TYPE-A3(WEST)
	TYPE-A4(EAST)
	TYPE-B2 (WEST)
	TYPE-B5 (WEST)
	TYPE-C2 (EAST)
	TYPE-C3 (WEST)
	TYPE-D2 (WEST)
	TYPE-E1 (EAST)
	TYPE-F1 (EAST)



TOWER - 07



FIRST FLOOR PLAN




KEY PLAN

COLOR	TYPE
Green	TYPE-A3(WEST)
Light Blue	TYPE-A4(EAST)
Red	TYPE-B3 (EAST)
Dark Red	TYPE-C10 (WEST)
Orange	TYPE-D1 (EAST)
Grey	TYPE-D2 (WEST)
Teal	TYPE-E1(EAST)
Purple	TYPE-E2 (WEST)
Blue	TYPE-F1 (EAST)



TOWER - 08

FIRST FLOOR PLAN

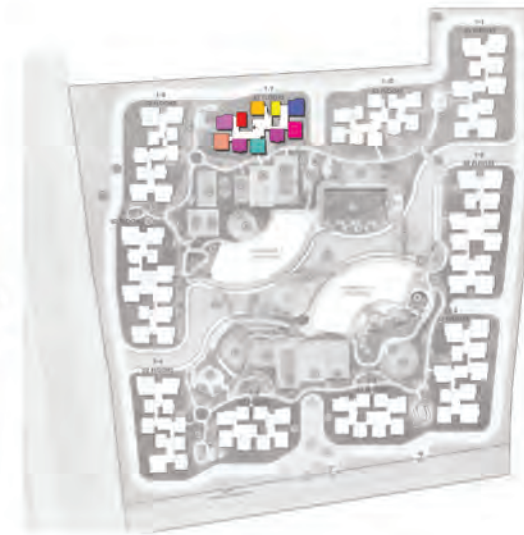


KEY PLAN

COLOR	TYPE
Light Green	TYPE-A3(WEST)
Light Blue	TYPE-A4(EAST)
Light Red	TYPE-B2 (WEST)
Light Orange	TYPE-B5 (WEST)
Light Purple	TYPE-C2 (EAST)
Light Yellow	TYPE-D1 (EAST)
Light Grey	TYPE-D2 (WEST)
Light Brown	TYPE-E2 (WEST)
Light Blue	TYPE-F1 (EAST)



TOWER - 09



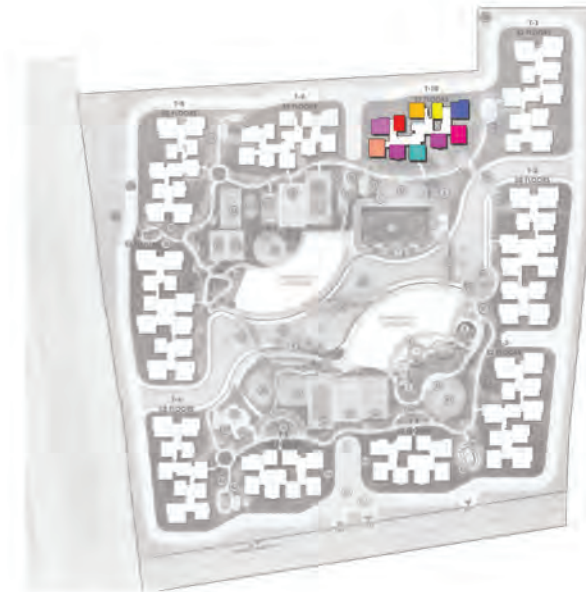
KEY PLAN

COLOR	TYPE
Yellow	TYPE-A1 (EAST)
Red	TYPE-A2(WEST)
Purple	TYPE-B1 (NORTH)
Orange	TYPE-B4 (EAST)
Teal	TYPE-C1 (NORTH)
Pink	TYPE-C4 (WEST)
Light Orange	TYPE-C6 (EAST)
Light Purple	TYPE-C7 (EAST)
Blue	TYPE-C8 (WEST)



FIRST FLOOR PLAN

TOWER - 10



KEY PLAN

COLOR	TYPE
Yellow	TYPE-A1 (EAST)
Red	TYPE-A2(WEST)
Purple	TYPE-B1 (NORTH)
Orange	TYPE-B4 (EAST)
Teal	TYPE-C1 (NORTH)
Pink	TYPE-C4 (WEST)
Light Orange	TYPE-C6 (EAST)
Light Purple	TYPE-C7 (EAST)
Blue	TYPE-C8 (WEST)



FIRST FLOOR PLAN






Cluster Plans for Second Floor









TOWER - 01

SECOND FLOOR PLAN



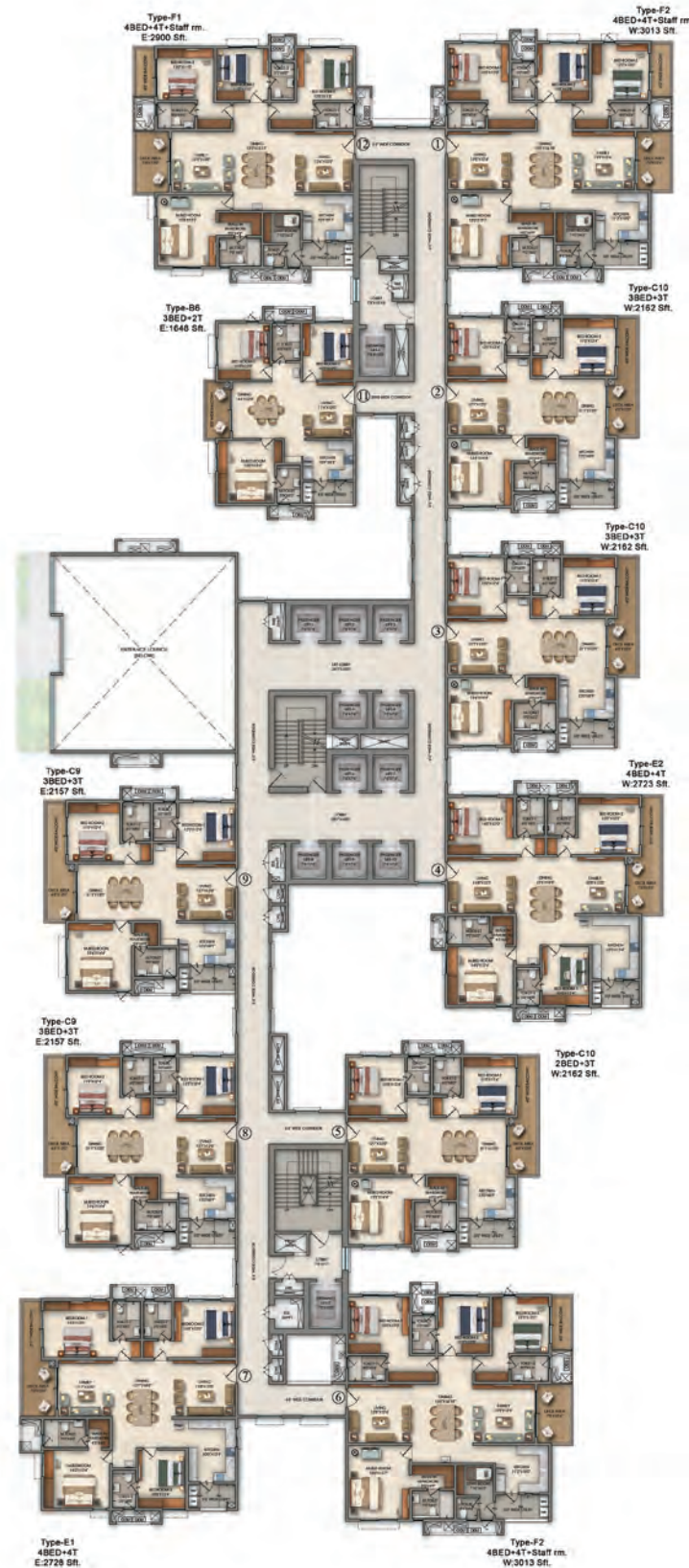
KEY PLAN




COLOR	TYPE
	TYPE-A4 (EAST)
	TYPE-B6 (EAST)
	TYPE-C6 (EAST)
	TYPE-C10 (WEST)
	TYPE-D1 (EAST)
	TYPE-E2 (WEST)
	TYPE-F1 (EAST)
	TYPE-F2 (WEST)



TOWER - 02



SECOND FLOOR PLAN



KEY PLAN



COLOR	TYPE
Brown	TYPE-B6 (EAST)
Yellow	TYPE-C9 (EAST)
Red	TYPE-C10 (WEST)
Orange	TYPE-D1 (EAST)
Cyan	TYPE-E1 (EAST)
Purple	TYPE-E2 (WEST)
Blue	TYPE-F1 (EAST)
Green	TYPE-F2 (WEST)

TOWER - 03



SECOND FLOOR PLAN

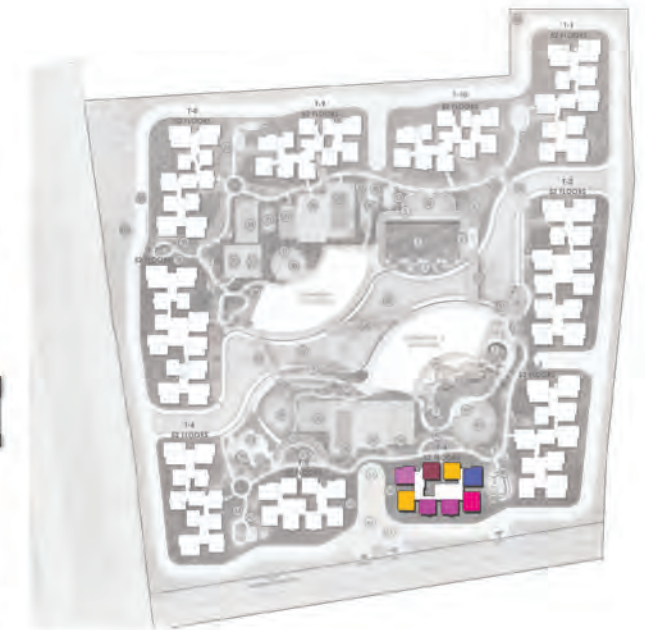


KEY PLAN



COLOR	TYPE
	TYPE-A4(EAST)
	TYPE-B6 (EAST)
	TYPE-C5 (EAST)
	TYPE-C10 (WEST)
	TYPE-D1 (EAST)
	TYPE-E2 (WEST)
	TYPE-F1 (EAST)
	TYPE-F2 (WEST)

TOWER - 04



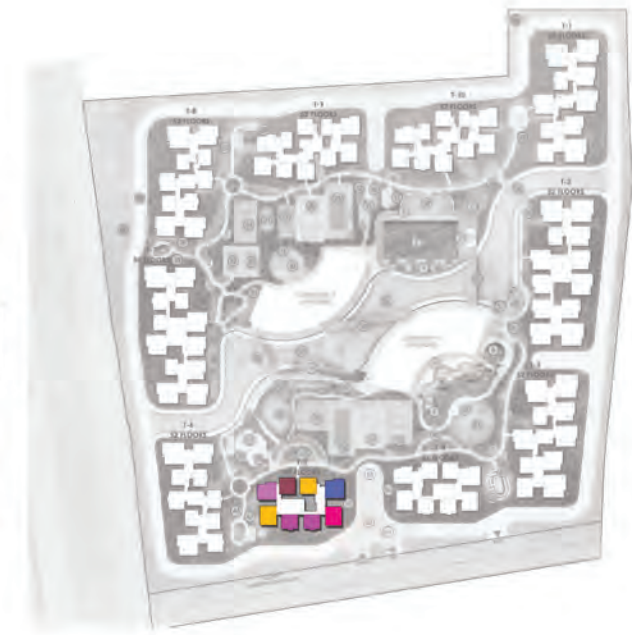
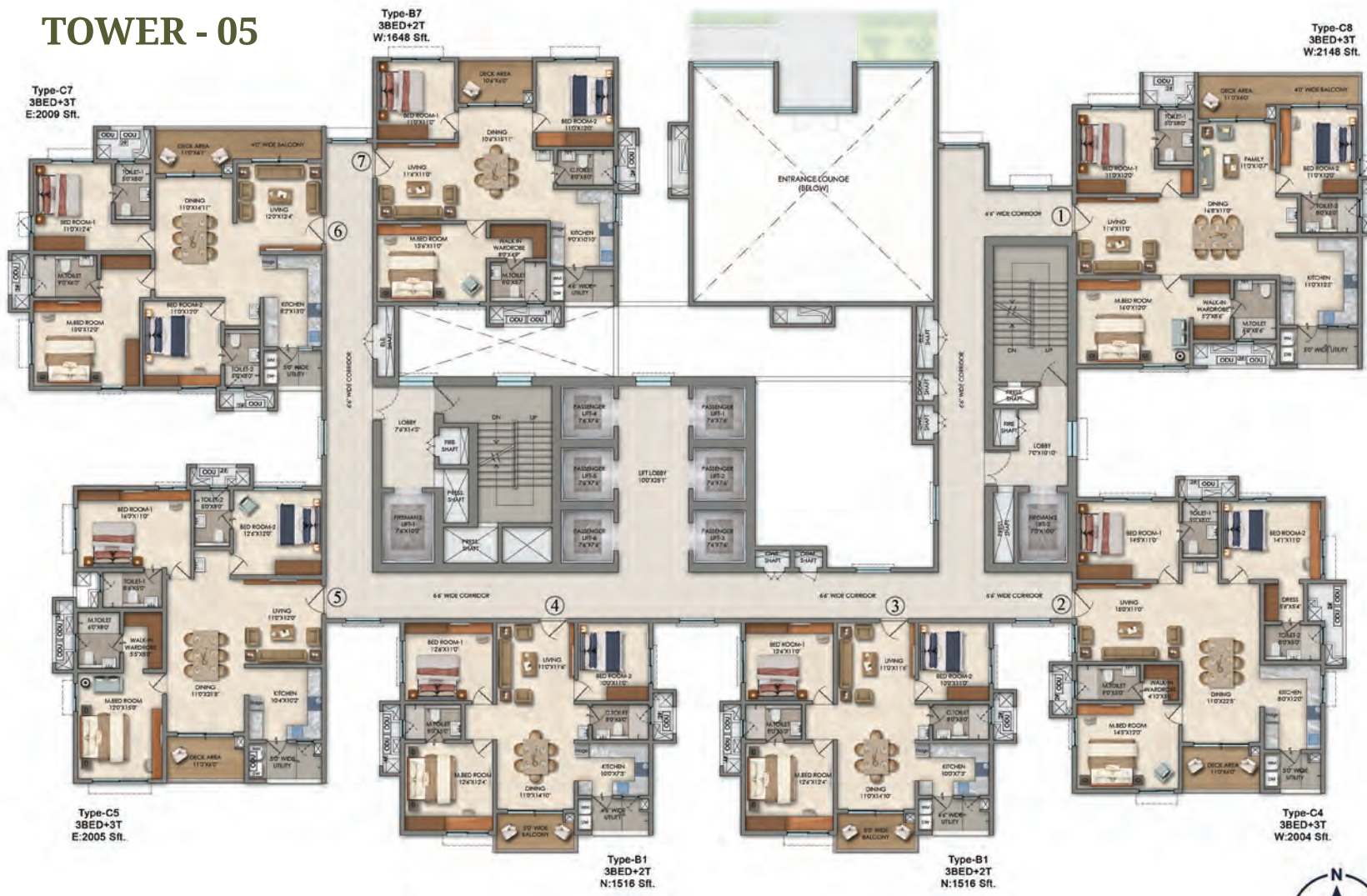
KEY PLAN

COLOR	TYPE
	TYPE-B1 (NORTH)
	TYPE-B4 (EAST)
	TYPE-B7 (WEST)
	TYPE-C4 (WEST)
	TYPE-C5 (EAST)
	TYPE-C7 (EAST)
	TYPE-C8 (WEST)

SECOND FLOOR PLAN



TOWER - 05



KEY PLAN


COLOR	TYPE
	TYPE-B1 (NORTH)
	TYPE-B4 (EAST)
	TYPE-B7 (WEST)
	TYPE-C4 (WEST)
	TYPE-C5 (EAST)
	TYPE-C7 (EAST)
	TYPE-C8 (WEST)

SECOND FLOOR PLAN

TOWER - 06



SECOND FLOOR PLAN



KEY PLAN

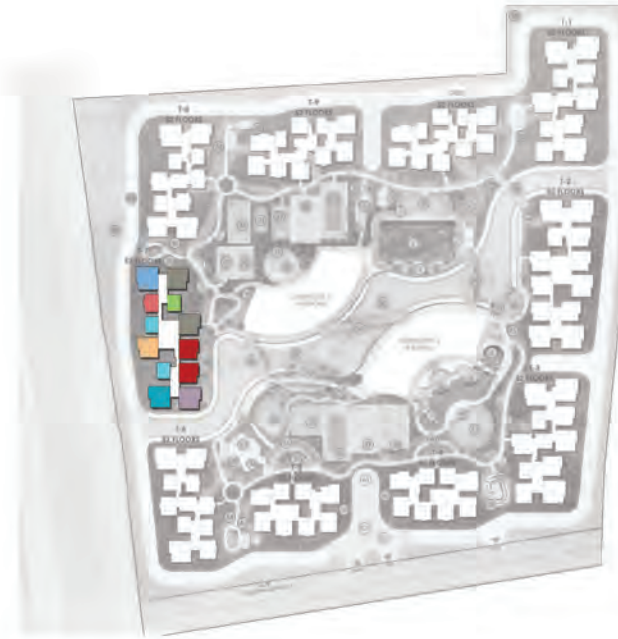
COLOR	TYPE
Light Green	TYPE-A3(WEST)
Light Blue	TYPE-A4(EAST)
Light Red	TYPE-B2 (WEST)
Light Orange	TYPE-B5 (WEST)
Light Blue	TYPE-C2 (EAST)
Light Purple	TYPE-C3 (WEST)
Light Grey	TYPE-D2 (WEST)
Light Teal	TYPE-E1(EAST)
Light Blue	TYPE-F1 (EAST)












TOWER - 07



SECOND FLOOR PLAN



KEY PLAN

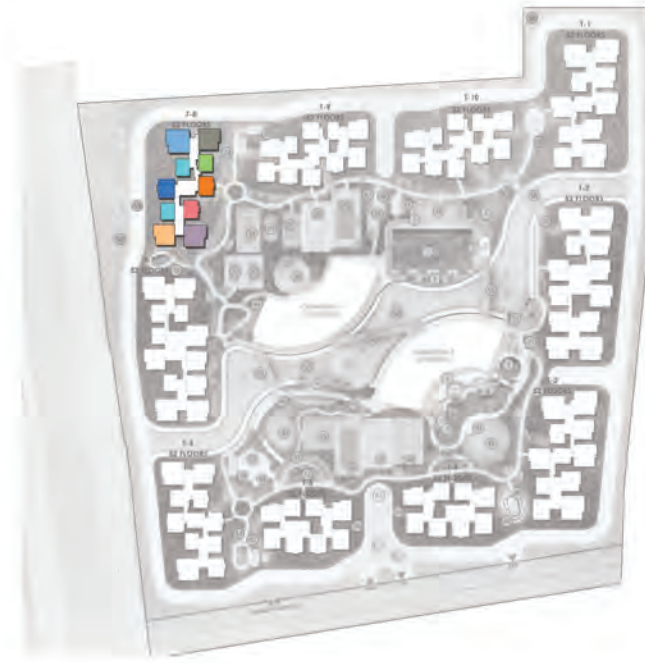
COLOR	TYPE
	TYPE-A3(WEST)
	TYPE-A4(EAST)
	TYPE-B3 (EAST)
	TYPE-C10 (WEST)
	TYPE-D1 (EAST)
	TYPE-D2 (WEST)
	TYPE-E1(EAST)
	TYPE-E2 (WEST)
	TYPE-F1 (EAST)



TOWER - 08



SECOND FLOOR PLAN



KEY PLAN


COLOR	TYPE
Green	TYPE-A3(WEST)
Cyan	TYPE-A4(EAST)
Pink	TYPE-B2 (WEST)
Orange	TYPE-B5 (WEST)
Blue	TYPE-C2 (EAST)
Light Orange	TYPE-D1 (EAST)
Gray	TYPE-D2 (WEST)
Purple	TYPE-E2 (WEST)
Light Blue	TYPE-F1 (EAST)



TOWER - 09



SECOND FLOOR PLAN

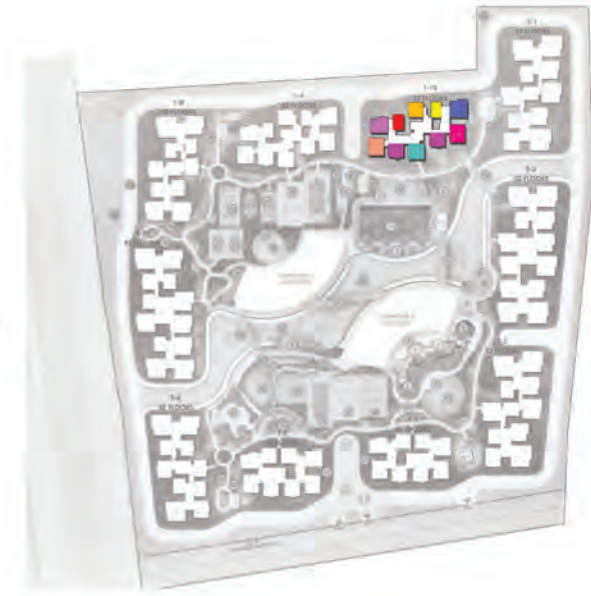


KEY PLAN

COLOR	TYPE
Yellow	TYPE-A1 (EAST)
Red	TYPE-A2(WEST)
Purple	TYPE-B1 (NORTH)
Orange	TYPE-B4 (EAST)
Teal	TYPE-C1 (NORTH)
Pink	TYPE-C4 (WEST)
Light Orange	TYPE-C6 (EAST)
Light Purple	TYPE-C7 (EAST)
Blue	TYPE-C8 (WEST)



TOWER - 10



KEY PLAN

COLOR	TYPE
Yellow	TYPE-A1 (EAST)
Red	TYPE-A2(WEST)
Purple	TYPE-B1 (NORTH)
Orange	TYPE-B4 (EAST)
Teal	TYPE-C1 (NORTH)
Pink	TYPE-C4 (WEST)
Light Orange	TYPE-C6 (EAST)
Light Purple	TYPE-C7 (EAST)
Blue	TYPE-C8 (WEST)

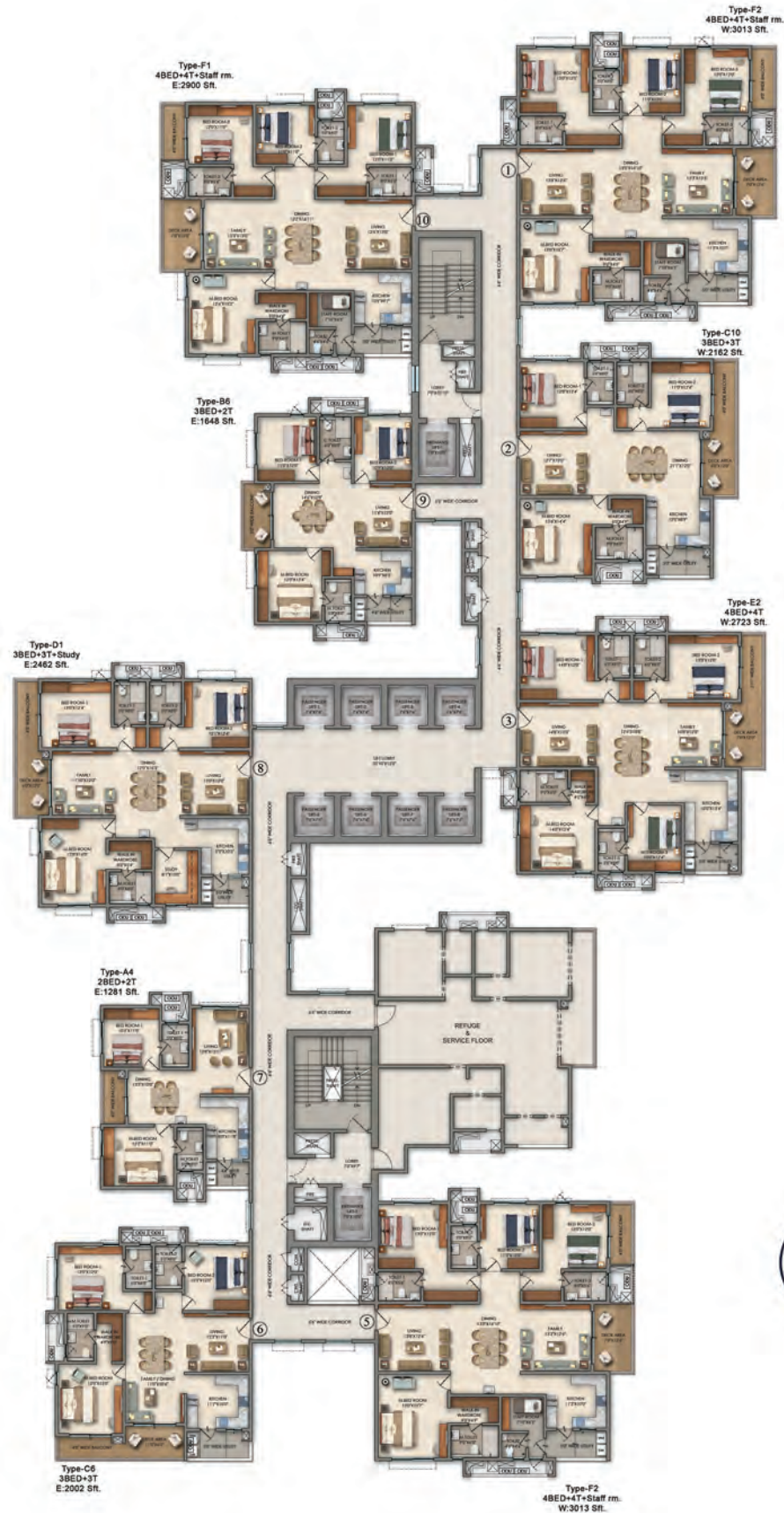


SECOND FLOOR PLAN



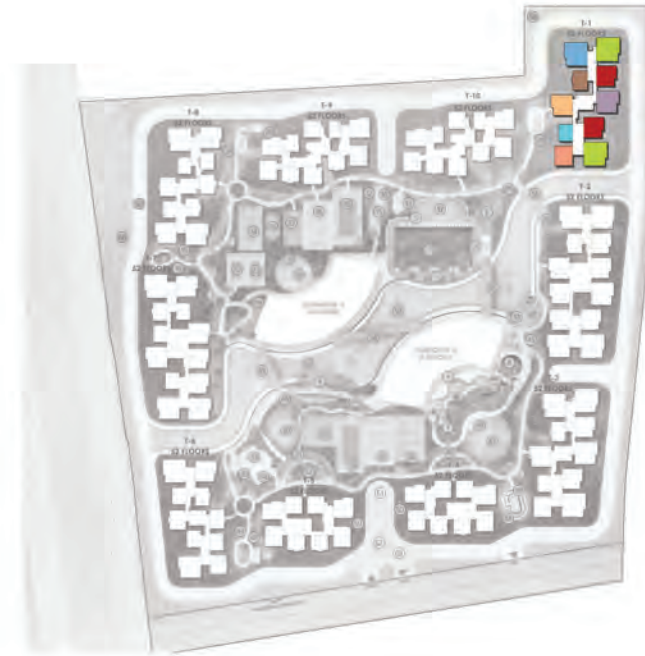
Cluster Plans for Refuge Floor

TOWER - 01



REFUGE FLOOR PLAN

REFUGE FLOOR PLAN (16th, 26th, 36th & 45th Floor) & SERVICE FLOOR (37th & 38th Floor)

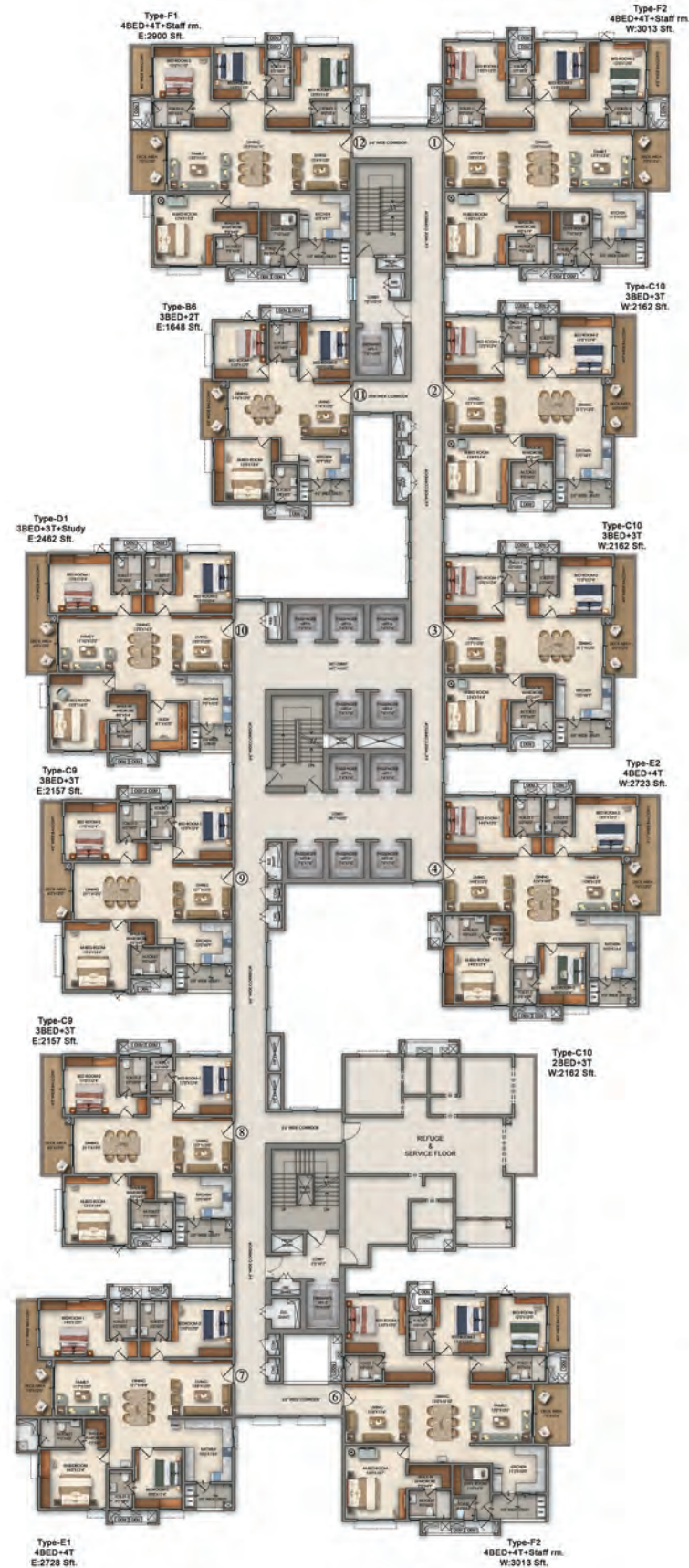


KEY PLAN

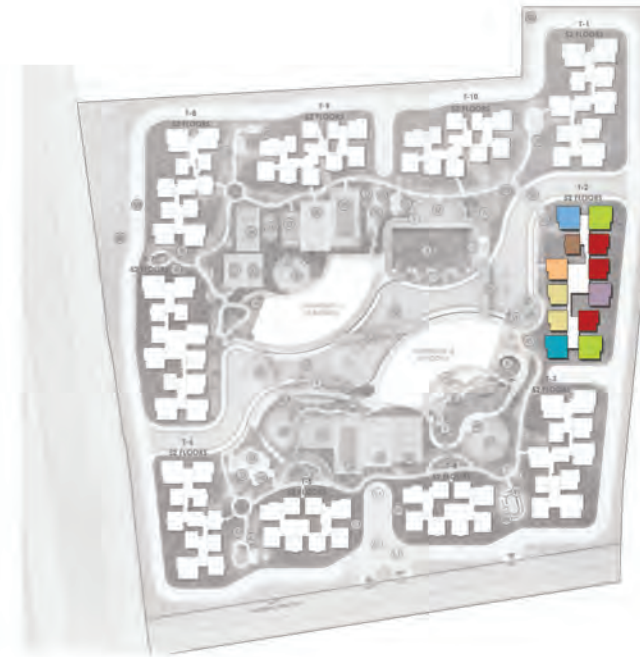
COLOR	TYPE
	TYPE-A4(EAST)
	TYPE-B6 (EAST)
	TYPE-C6 (EAST)
	TYPE-C10 (WEST)
	TYPE-D1 (EAST)
	TYPE-E2 (WEST)
	TYPE-F1 (EAST)
	TYPE-F2 (WEST)



TOWER - 02



REFUGE FLOOR PLAN

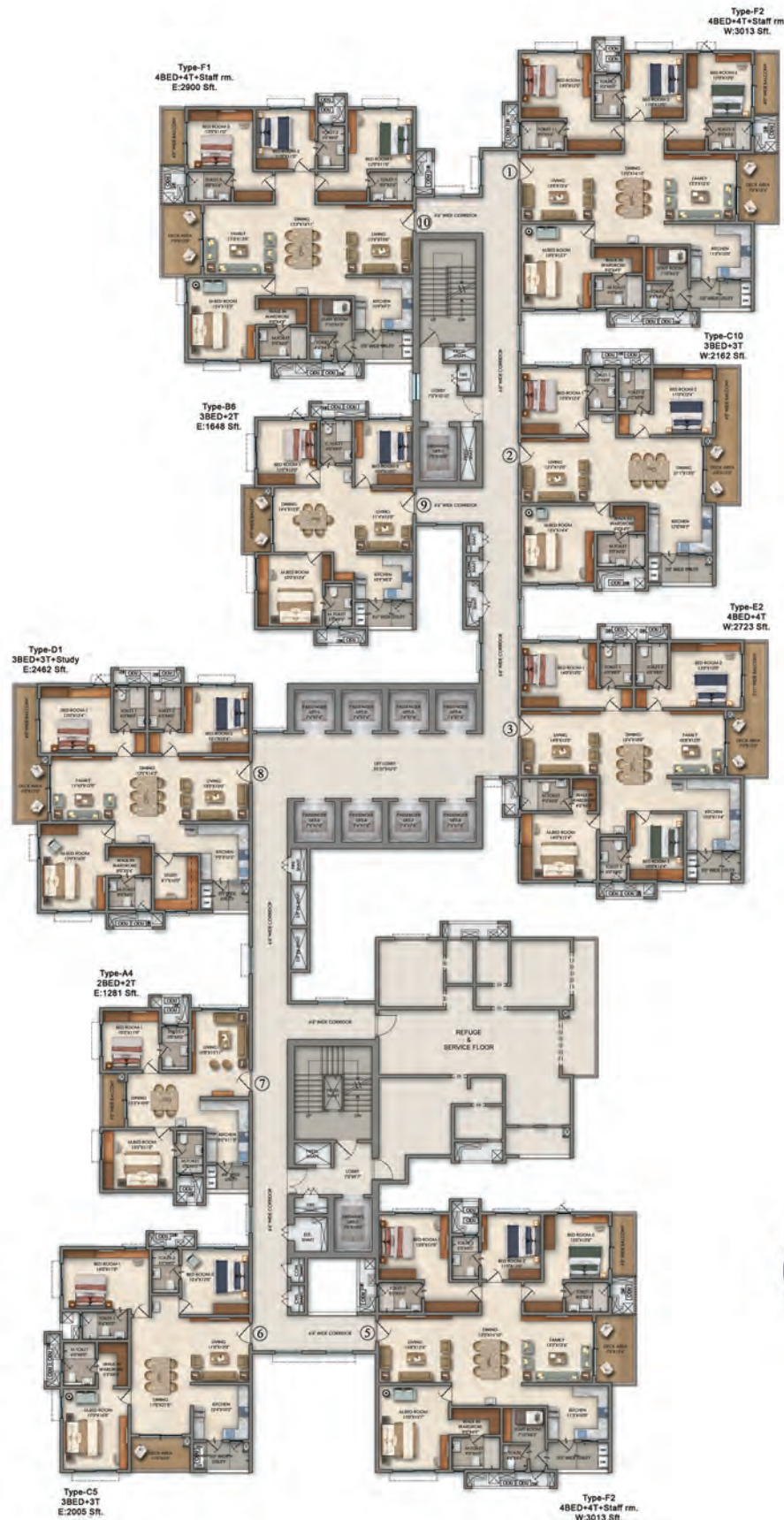


KEY PLAN

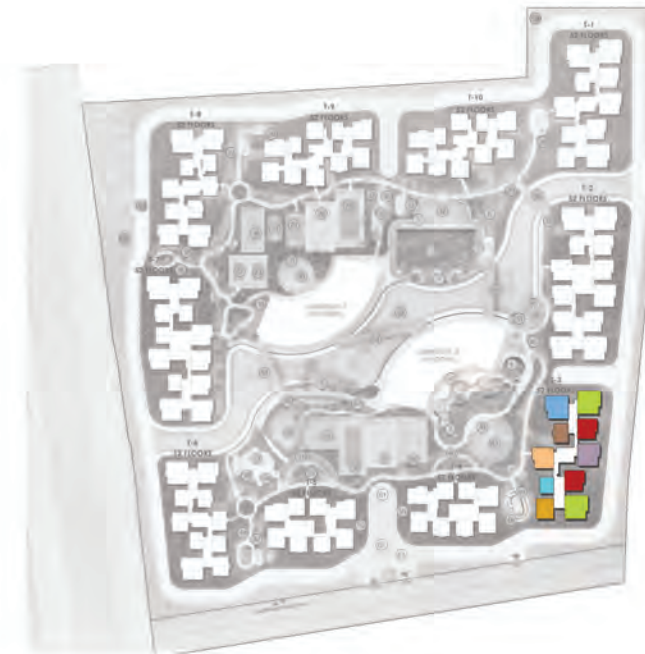


COLOR	TYPE
Brown	TYPE-B6 (EAST)
Yellow	TYPE-C9 (EAST)
Red	TYPE-C10 (WEST)
Orange	TYPE-D1 (EAST)
Cyan	TYPE-E1(EAST)
Purple	TYPE-E2 (WEST)
Blue	TYPE-F1 (EAST)
Green	TYPE-F2 (WEST)

TOWER - 03



REFUGE FLOOR PLAN



KEY PLAN

COLOR	TYPE
	TYPE-A4(EAST)
	TYPE-B6 (EAST)
	TYPE-C5 (EAST)
	TYPE-C10 (WEST)
	TYPE-D1 (EAST)
	TYPE-E2 (WEST)
	TYPE-F1 (EAST)
	TYPE-F2 (WEST)



TOWER - 04



KEY PLAN

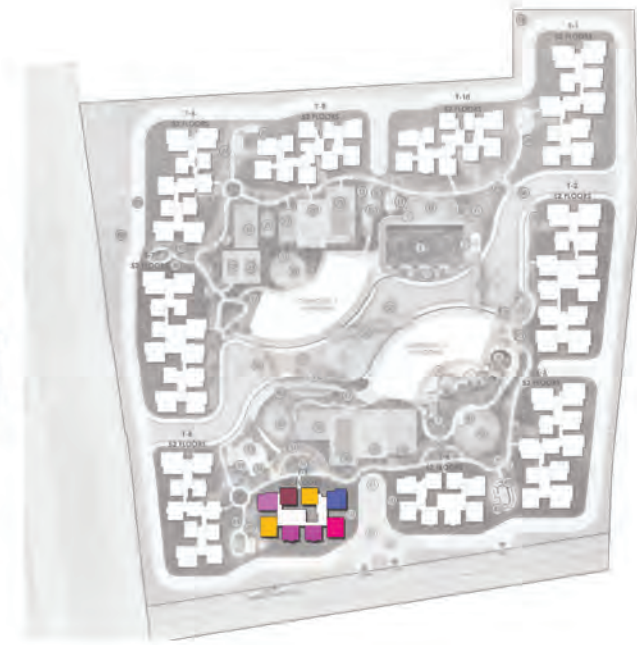
COLOR	TYPE
	TYPE-B1 (NORTH)
	TYPE-B4 (EAST)
	TYPE-B7 (WEST)
	TYPE-C4 (WEST)
	TYPE-C5 (EAST)
	TYPE-C7 (EAST)
	TYPE-C8 (WEST)



REFUGE FLOOR PLAN



TOWER - 05



KEY PLAN

COLOR	TYPE
	TYPE-B1 (NORTH)
	TYPE-B4 (EAST)
	TYPE-B7 (WEST)
	TYPE-C4 (WEST)
	TYPE-C5 (EAST)
	TYPE-C7 (EAST)
	TYPE-C8 (WEST)




REFUGE FLOOR PLAN

TOWER - 06

REFUGE FLOOR PLAN



Tower 6
REFUGE FLOOR PLAN (16th, 26th & 45th Floor)



KEY PLAN



COLOR	TYPE
Green	TYPE-A3(WEST)
Cyan	TYPE-A4(EAST)
Pink	TYPE-B2 (WEST)
Orange	TYPE-B5 (WEST)
Blue	TYPE-C2 (EAST)
Light Blue	TYPE-C3 (WEST)
Grey	TYPE-D2 (WEST)
Teal	TYPE-E1(EAST)
Light Blue	TYPE-F1 (EAST)

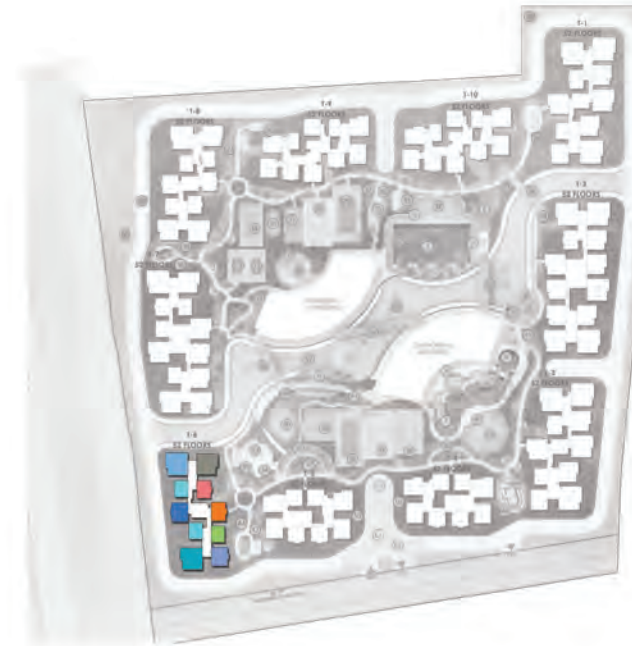


TOWER - 06A



REFUGE FLOOR PLAN

Tower 6a
REFUGE FLOOR PLAN (36th) & SERVICE FLOOR (37th & 38th Floor)



KEY PLAN

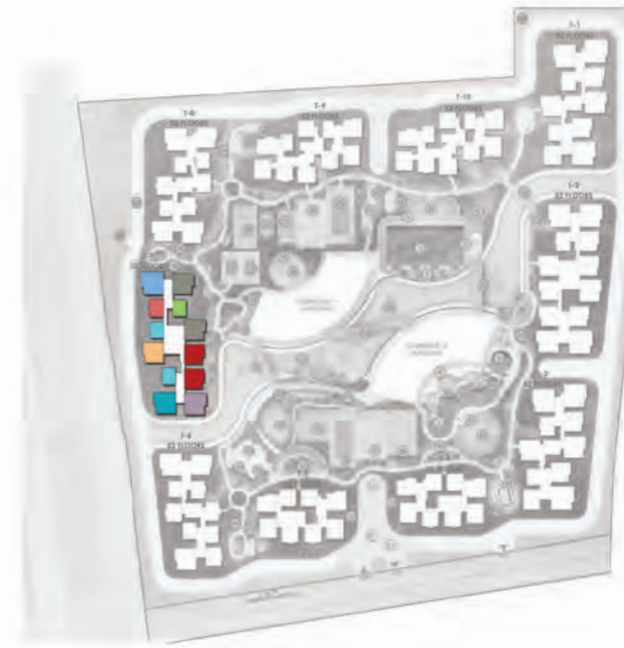
COLOR	TYPE
Green	TYPE-A3(WEST)
Cyan	TYPE-A4(EAST)
Pink	TYPE-B2 (WEST)
Orange	TYPE-B5 (WEST)
Blue	TYPE-C2 (EAST)
Light Blue	TYPE-C3 (WEST)
Grey	TYPE-D2 (WEST)
Teal	TYPE-E1(EAST)
Light Blue	TYPE-F1 (EAST)



TOWER - 07



REFUGE FLOOR PLAN

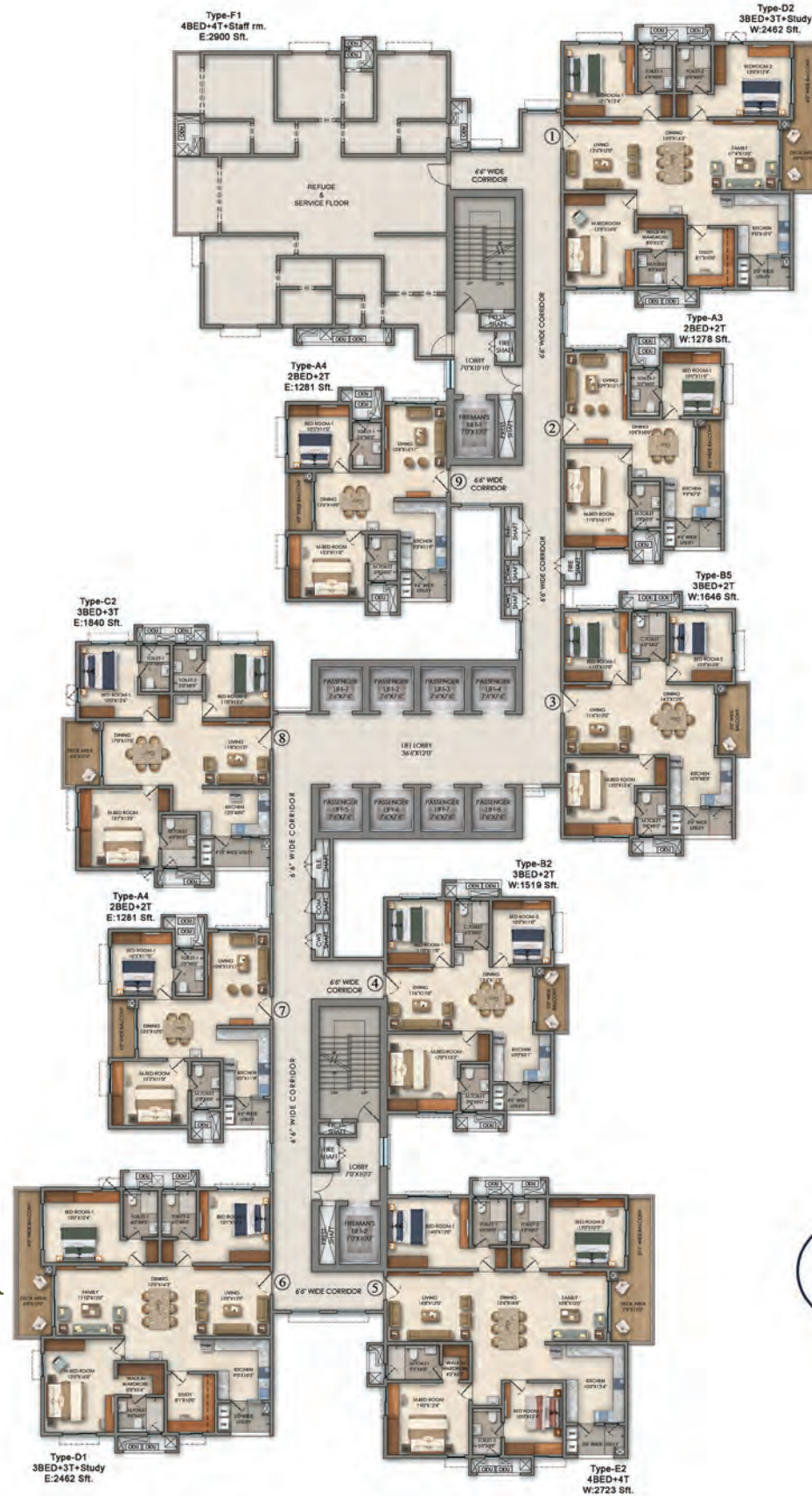


KEY PLAN

COLOR	TYPE
Light Green	TYPE-A3(WEST)
Light Blue	TYPE-A4(EAST)
Red	TYPE-B3 (EAST)
Dark Red	TYPE-C10 (WEST)
Orange	TYPE-D1 (EAST)
Grey	TYPE-D2 (WEST)
Teal	TYPE-E1(EAST)
Purple	TYPE-E2 (WEST)
Blue	TYPE-F1 (EAST)



TOWER - 08



REFUGE FLOOR PLAN

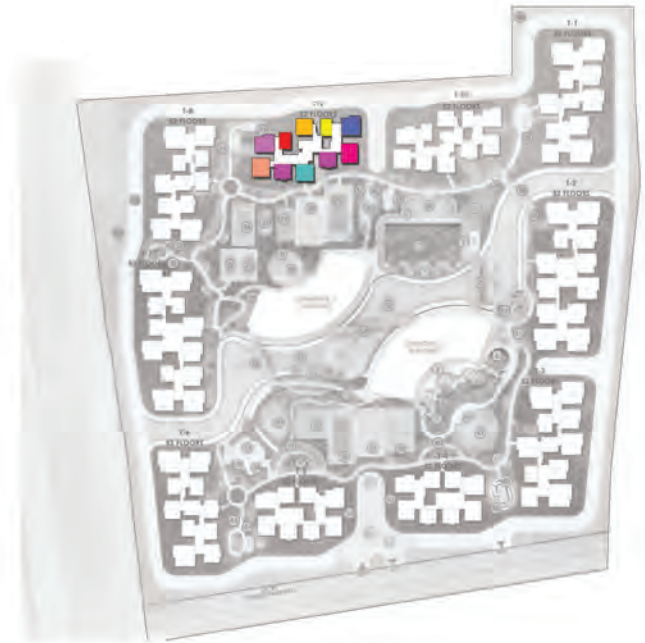


KEY PLAN

COLOR	TYPE
Green	TYPE-A3(WEST)
Cyan	TYPE-A4(EAST)
Pink	TYPE-B2 (WEST)
Orange	TYPE-B5 (WEST)
Blue	TYPE-C2 (EAST)
Light Orange	TYPE-D1 (EAST)
Grey	TYPE-D2 (WEST)
Purple	TYPE-E2 (WEST)
Light Blue	TYPE-F1 (EAST)



TOWER - 09



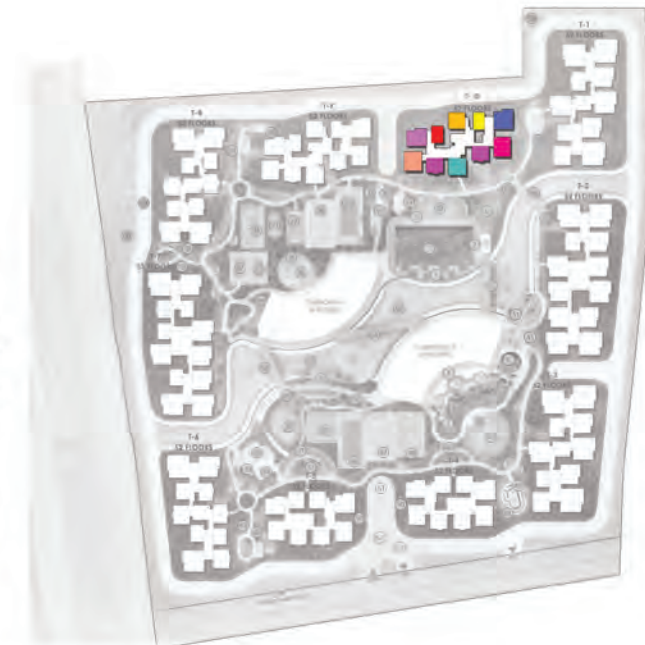
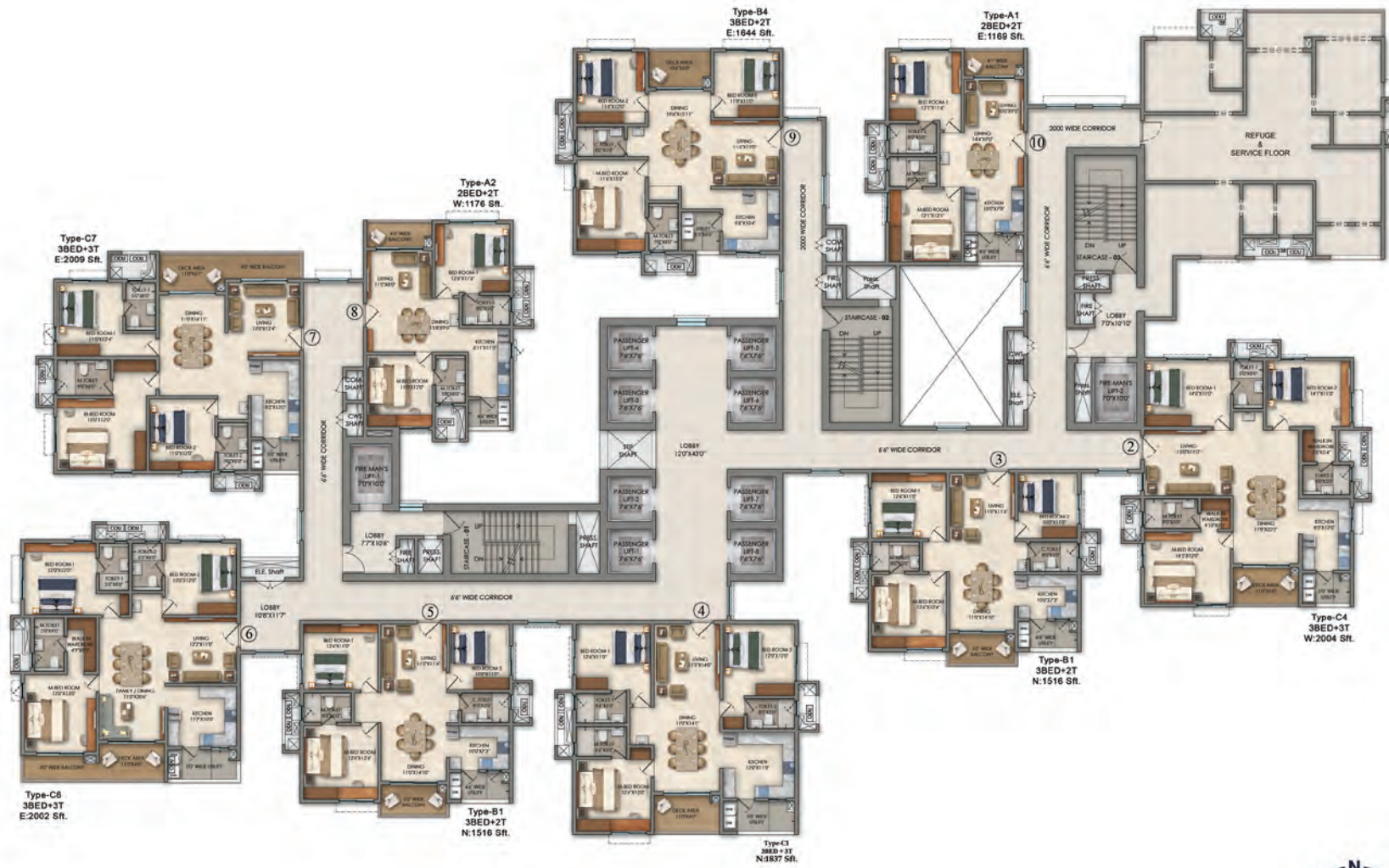
KEY PLAN

COLOR	TYPE
	TYPE-A1 (EAST)
	TYPE-A2(WEST)
	TYPE-B1 (NORTH)
	TYPE-B4 (EAST)
	TYPE-C1 (NORTH)
	TYPE-C4 (WEST)
	TYPE-C6 (EAST)
	TYPE-C7 (EAST)
	TYPE-C8 (WEST)



REFUGE FLOOR PLAN

TOWER - 10



KEY PLAN

COLOR	TYPE
Yellow	TYPE-A1 (EAST)
Red	TYPE-A2 (WEST)
Purple	TYPE-B1 (NORTH)
Orange	TYPE-B4 (EAST)
Teal	TYPE-C1 (NORTH)
Pink	TYPE-C4 (WEST)
Light Orange	TYPE-C6 (EAST)
Light Purple	TYPE-C7 (EAST)
Blue	TYPE-C8 (WEST)

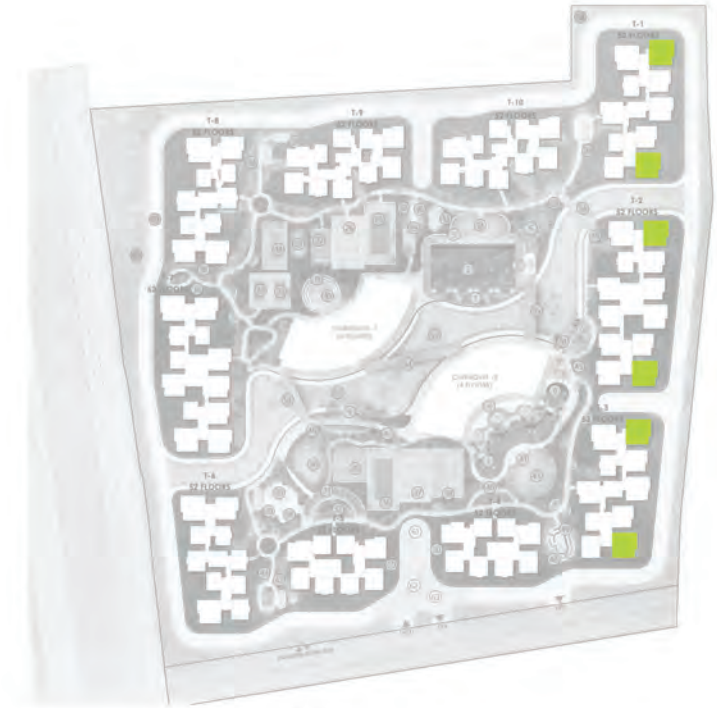


REFUGE FLOOR PLAN



Unit Plan

4 BED ULTIMA | TYPE – F2 | 3013 SQFT




KEY PLAN

4 BED ULTIMA TYPE-F2 WEST FACING	
SALE AREA	3013 SQ.FT
CARPET AREA (A)	1904 SQ.FT
BALCONY AREA (B)	161 SQ.FT
UTILITY AREA (C)	69 SQ.FT
USEABLE AREA (A+B+C)	2134 SQ.FT

- TOWER 01 (UNIT-1)-1ST TO 52ND FLOOR
- TOWER 01 (UNIT-5)-1ST TO 52ND FLOOR
- TOWER 02 (UNIT-1)-1ST TO 52ND FLOOR
- TOWER 02 (UNIT-6)-1ST TO 52ND FLOOR
- TOWER 03 (UNIT-1)-1ST TO 52ND FLOOR
- TOWER 03 (UNIT-5)-1ST TO 52ND FLOOR



4 BED ULTIMA | TYPE – F1 | 2900 SQFT



KEY PLAN

4 BED ULTIMA TYPE F1 EAST FACING	
SALE AREA	2900 SQ.FT
CARPET AREA (A)	1826 SQ.FT
BALCONY AREA (B)	159 SQ.FT
UTILITY AREA (C)	66 SQ.FT
USEABLE AREA (A+B+C)	2051 SQ.FT

TOWER 01 (UNIT-10)-1st TO 52nd FLOOR

TOWER 02 (UNIT-12)-1st TO 52nd FLOOR

TOWER 03 (UNIT-10)-1st TO 52nd FLOOR

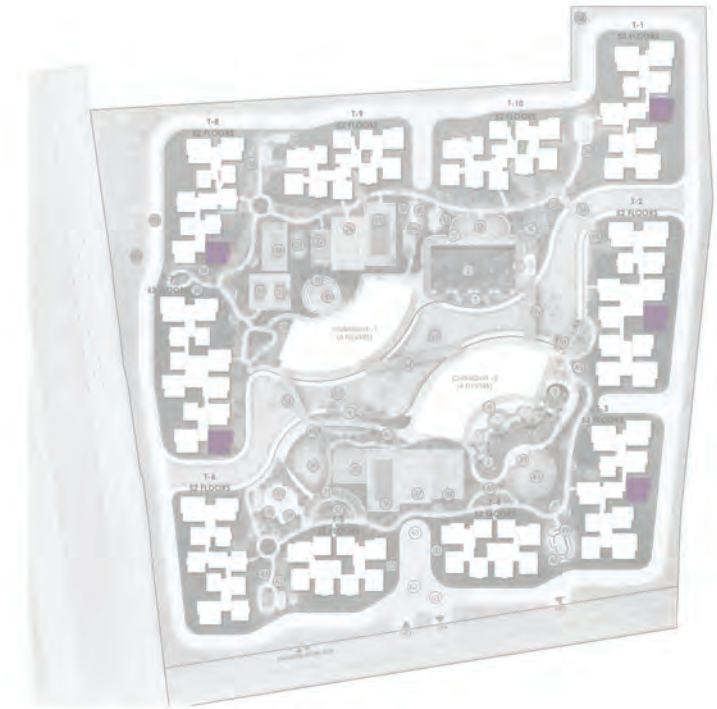
TOWER 06 (UNIT-10)-1st TO 52nd FLOOR

TOWER 07 (UNIT-12)-1st TO 52nd FLOOR

TOWER 8 (UNIT-10)-1st TO 15th, 17th TO 25th,
27th TO 35th 39th TO 44th 46th TO 52nd FLOOR



4 BED SUPREME | TYPE – E2 | 2723 SQFT



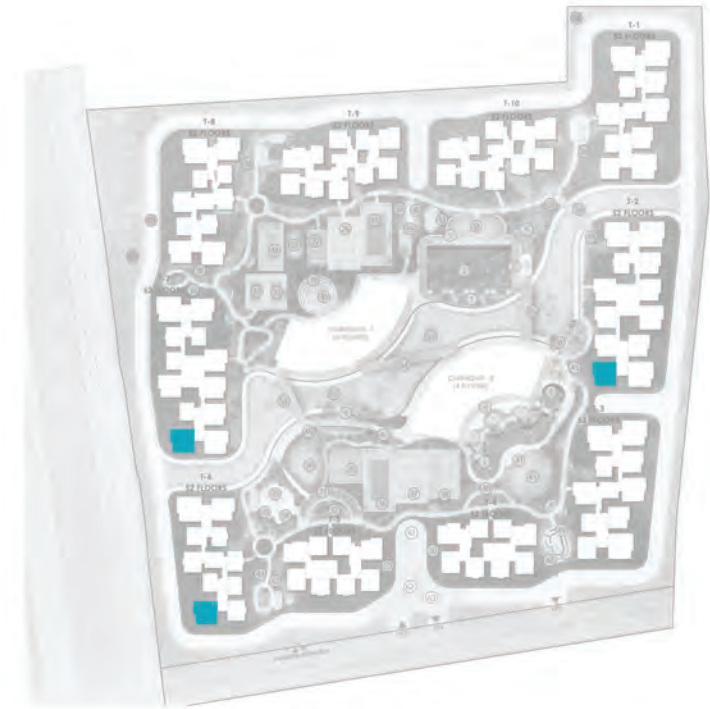
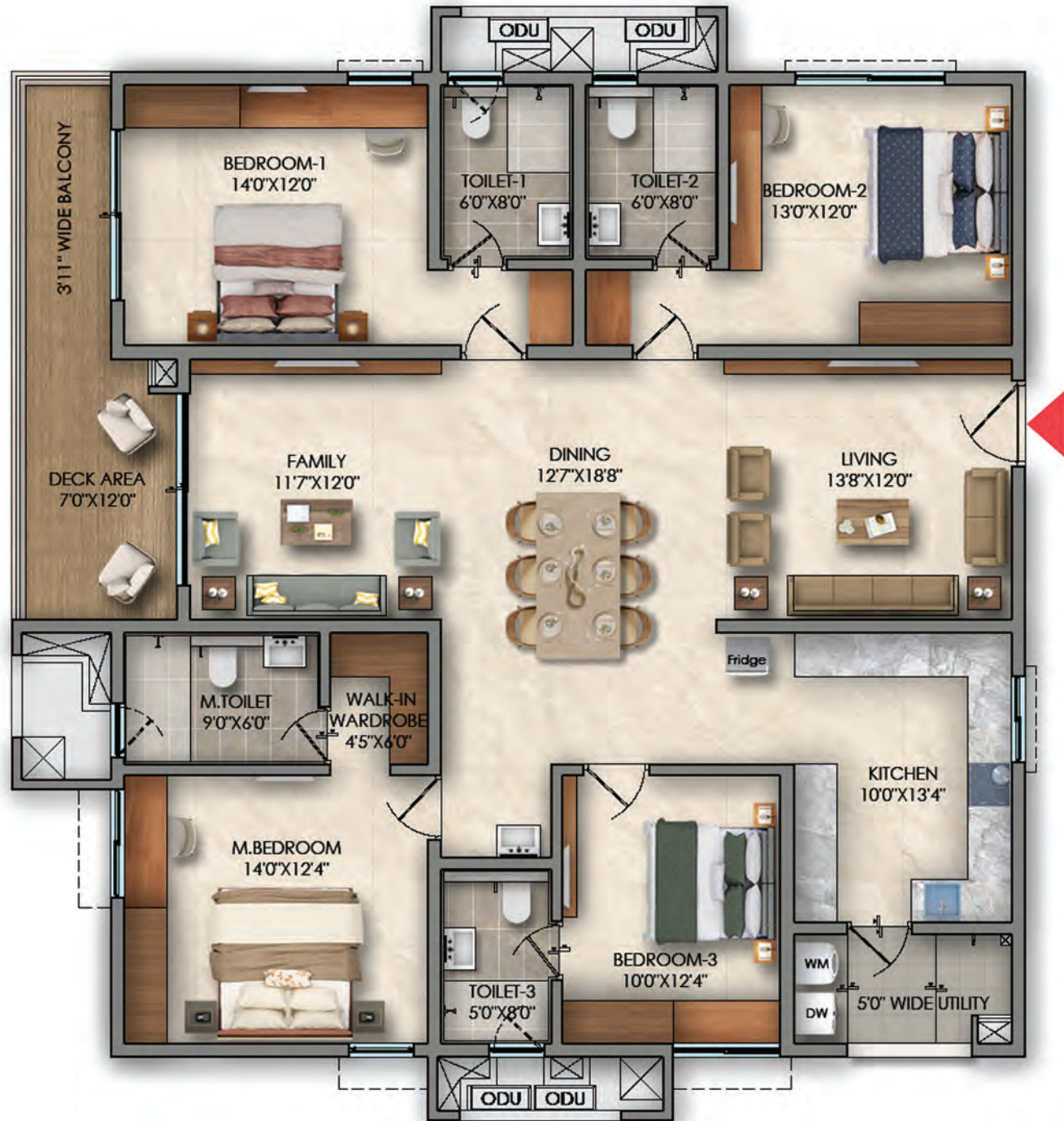
KEY PLAN

4 BED SUPREME TYPE E2 WEST FACING	
SALE AREA	2723 SQ.FT
CARPET AREA (A)	1709 SQ.FT
BALCONY AREA (B)	154 SQ.FT
UTILITY AREA (C)	64 SQ.FT
USEABLE AREA (A+B+C)	1927 SQ.FT

- TOWER 01 (UNIT-3)-1st TO 52nd FLOOR
- TOWER 02 (UNIT-4)-1st TO 52nd FLOOR
- TOWER 03 (UNIT-3)-1st TO 52nd FLOOR
- TOWER 07 (UNIT-6)-1st TO 52nd FLOOR
- TOWER 08 (UNIT-5)-1st TO 52nd FLOOR



4 BED SUPREME | TYPE - E1 | 2728 SQFT



KEY PLAN

4 BED SUPREME TYPE E1 EAST FACING	
SALE AREA	2728 SQ.FT
CARPET AREA (A)	1709 SQ.FT
BALCONY AREA (B)	151 SQ.FT
UTILITY AREA (C)	64 SQ.FT
USEABLE AREA (A+B+C)	1924 SQ.FT


TOWER 2 (UNIT-7)-1st TO 52nd FLOOR

TOWER 6 (UNIT-6)-1st TO 35th & 39th TO 52nd FLOOR

TOWER 7 (UNIT-7)-1st TO 15th, 17th TO 25th, 27th TO 35th 39th TO 44th 46th TO 52nd FLOOR



3 BED ULTIMA | TYPE – D2 | 2462 SQFT



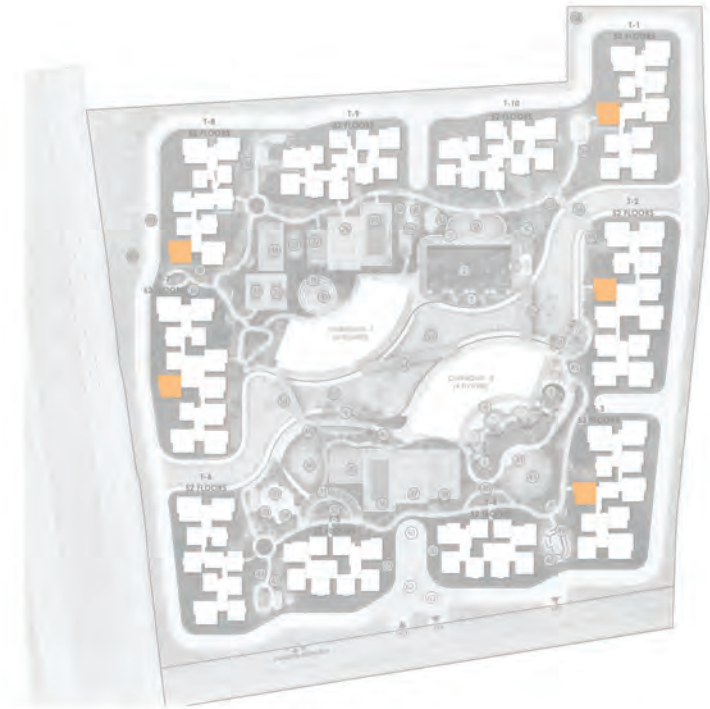
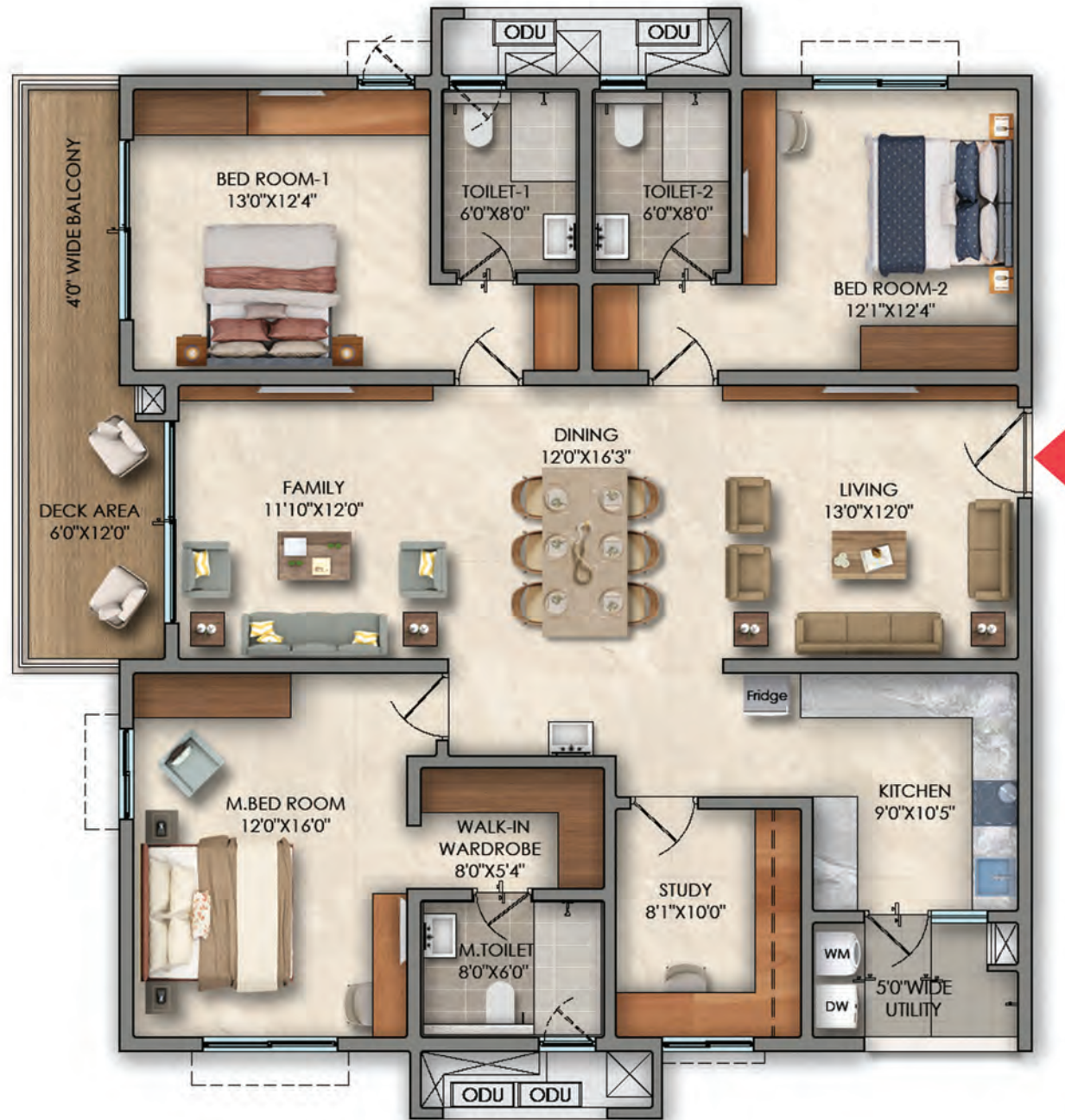
KEY PLAN

3 BED ULTIMA TYPE D2 WEST FACING	
SALE AREA	2462 SQ.FT
CARPET AREA (A)	1539 SQ.FT
BALCONY AREA (B)	145 SQ.FT
UTILITY AREA (C)	53 SQ.FT
USEABLE AREA (A+B+C)	1737 SQ.FT

- TOWER 06 (UNIT-1)-1st TO 52nd FLOOR
- TOWER 07 (UNIT-1)-1st TO 52nd FLOOR
- TOWER 07 (UNIT-3)-3rd TO 52nd FLOOR
- TOWER 08 (UNIT-1)-1st TO 52nd FLOOR



3 BED ULTIMA | TYPE – D1 | 2462 SQFT



KEY PLAN

3 BED ULTIMA TYPE D1 EAST FACING	
SALE AREA	2462 SQ.FT
CARPET AREA (A)	1539 SQ.FT
BALCONY AREA (B)	145 SQ.FT
UTILITY AREA (C)	53 SQ.FT
USEABLE AREA (A+B+C)	1737 SQ.FT

- TOWER 01 (UNIT-8)-3rd TO 52nd FLOOR
- TOWER 02(UNIT-10)-3rd TO 52nd FLOOR
- TOWER 03(UNIT-8)-3rd TO 52nd FLOOR
- TOWER 07 (UNIT-9)-1st TO 52nd FLOOR
- TOWER 08 (UNIT-6)-1st TO 52nd FLOOR



3 BED PREMIA | TYPE – C10 | 2162 SQFT




KEY PLAN

3 BED PREMIA TYPE C10 WEST FACING	
SALE AREA	2162 SQ.FT
CARPET AREA (A)	1302 SQ.FT
BALCONY AREA (B)	145 SQ.FT
UTILITY AREA (C)	70 SQ.FT
USEABLE AREA (A+B+C)	1517 SQ.FT

- TOWER 01 (UNIT-2)-1st TO 52nd FLOOR
- TOWER 01 (UNIT-4)-1st TO 15th, 17th TO 25th, 27th TO 35th 39th TO 44th 46th TO 52nd FLOOR
- TOWER 02 (UNIT-2)-1st TO 52nd FLOOR
- TOWER 02 (UNIT-3)-1st TO 52nd FLOOR
- TOWER 02 (UNIT-5)-1st TO 15th, 17th TO 25th, 27th TO 35th 39th TO 44th 46th TO 52nd FLOOR
- TOWER 03 (UNIT-2)-1st TO 52nd FLOOR
- TOWER 03 (UNIT-4)-1st TO 15th, 17th TO 25th, 27th TO 35th 39th TO 44th 46th TO 52nd FLOOR
- TOWER 07 (UNIT-4)-1st TO 52nd FLOOR
- TOWER 07 (UNIT-5)-1st TO 52nd FLOOR



3 BED PREMIA | TYPE – C9 | 2157 SQFT




KEY PLAN

3 BED PREMIA TYPE C9 EAST FACING	
SALE AREA	2157 SQ.FT
CARPET AREA (A)	1302 SQ.FT
BALCONY AREA (B)	145 SQ.FT
UTILITY AREA (C)	70 SQ.FT
USEABLE AREA (A+B+C)	1517 SQ.FT



TOWER 02 (UNIT-8)-1st TO 52nd FLOOR
 TOWER 02 (UNIT-9)-1st TO 52nd FLOOR

3 BED PREMIA | TYPE – C8 | 2148 SQFT



KEY PLAN

3 BED PREMIA TYPE C8 WEST FACING	
SALE AREA	2148 SQ.FT
CARPET AREA(A)	1312 SQ.FT
BALCONY AREA (B)	127 SQ.FT
UTILITY AREA (C)	65 SQ.FT
USEABLE AREA (A+B+C)	1504 SQ.FT

TOWER 4 (UNIT-1)-1ST TO 52ND FLOOR


TOWER 5 (UNIT-1)-1ST TO 15TH, 17TH TO 25TH, 27TH TO 35TH 39TH TO 44TH 46TH TO 52ND FLOOR

TOWER 9 (UNIT-1)-1ST TO 15TH, 17TH TO 25TH, 27TH TO 35TH 39TH TO 44TH 46TH TO 52ND FLOOR

TOWER 10 (UNIT-1)-1ST TO 15TH, 17TH TO 25TH, 27TH TO 35TH 39TH TO 44TH 46TH TO 52ND FLOOR



3 BED PREMIA | TYPE – C7 | 2009 SQFT




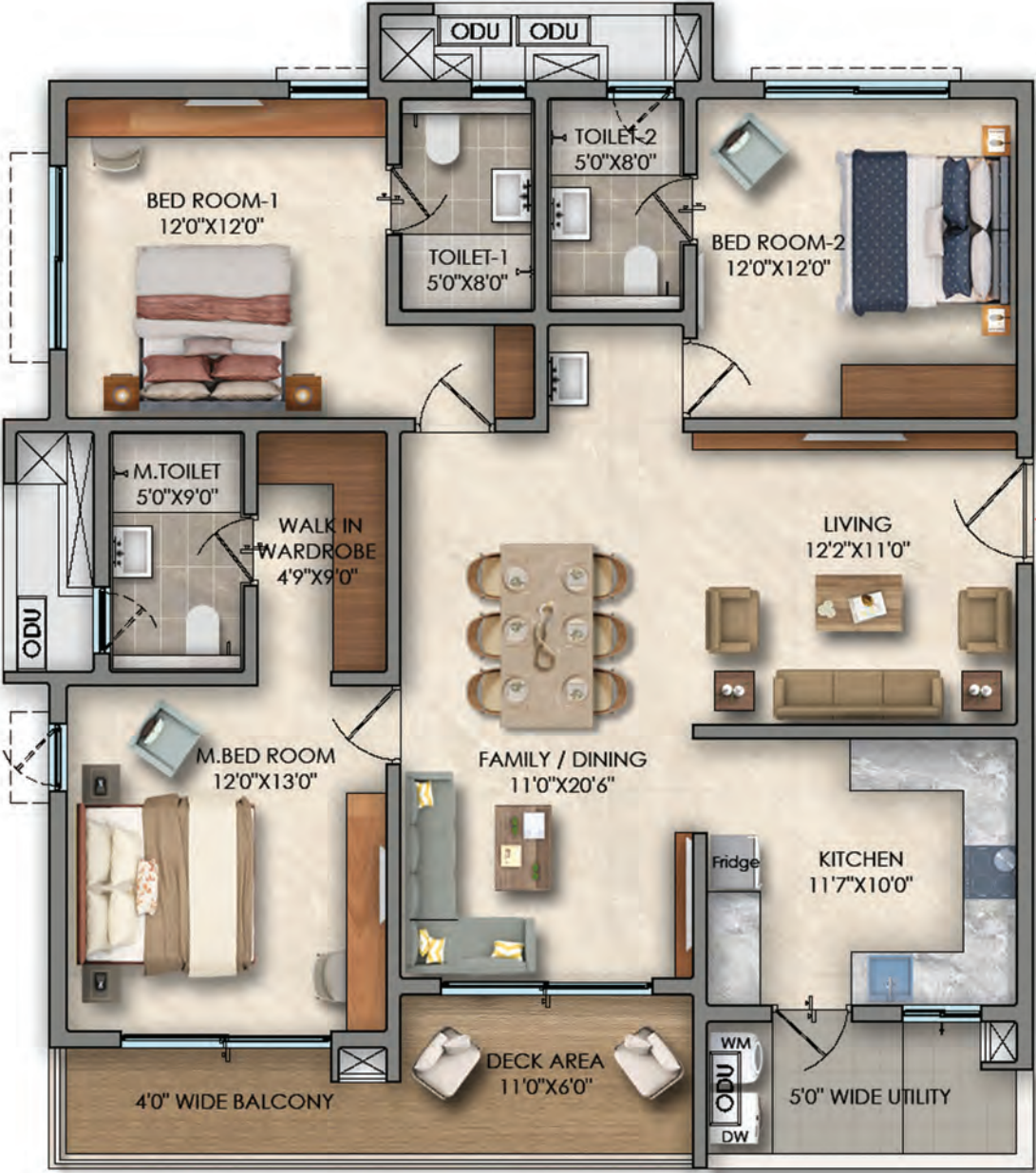
KEY PLAN

3 BED PREMIA TYPE C7 EAST FACING	
SALE AREA	2009 SQ.FT
CARPET AREA(A)	1216 SQ.FT
BALCONY AREA (B)	135 SQ.FT
UTILITY AREA (C)	49 SQ.FT
USEABLE AREA (A+B+C)	1400 SQ.FT

TOWER 04 (UNIT-6)-1st TO 15th, 17th TO 25th, 27th TO 35th 39th TO 44th 46th TO 52nd FLOOR
 TOWER 05 (UNIT-6)-1st TO 52nd FLOOR
 TOWER 09 (UNIT-7)-1st TO 52nd FLOOR
 TOWER 10 (UNIT-7)-1st TO 52nd FLOOR



3 BED PREMIA | TYPE – C6 | 2002 SQFT




KEY PLAN

3 BED PREMIA TYPE C6 EAST FACING	
SALE AREA	2002 SQ.FT
CARPET AREA(A)	1203 SQ.FT
BALCONY AREA (B)	131 SQ.FT
UTILITY AREA (C)	67 SQ.FT
USEABLE AREA (A+B+C)	1401 SQ.FT



TOWER 01 (UNIT-6)-1st TO 52nd FLOOR
 TOWER 09 (UNIT-6)-1st TO 52nd FLOOR
 TOWER 10 (UNIT-6)-1st TO 52nd FLOOR

3 BED PREMIA | TYPE – C5 | 2005 SQFT




KEY PLAN

3 BED PREMIA TYPE C5 EAST FACING	
SALE AREA	2005 SQ.FT
CARPET AREA(A)	1258 SQ.FT
BALCONY AREA (B)	71 SQ.FT
UTILITY AREA (C)	63 SQ.FT
USEABLE AREA (A+B+C)	1393 SQ.FT

TOWER 03 (UNIT-6)-1ST TO 52ND FLOOR
 TOWER 04 (UNIT-5)-1ST TO 52ND FLOOR
 TOWER 05 (UNIT-5)-1ST TO 52ND FLOOR



3 BED PREMIA | TYPE – C4 | 2004 SQFT



KEY PLAN

3 BED PREMIA TYPE C4 WEST FACING	
SALE AREA	2004 SQ.FT
CARPET AREA (A)	1271 SQ.FT
BALCONY AREA (B)	72 SQ.FT
UTILITY AREA (C)	48 SQ.FT
USEABLE AREA (A+B+C)	1391 SQ.FT

TOWER 04 (UNIT-2)-1st TO 52nd FLOOR
 TOWER 05 (UNIT-2)-1st TO 52nd FLOOR
 TOWER 09 (UNIT-2)-1st TO 52nd FLOOR
 TOWER 10 (UNIT-2)-1st TO 52nd FLOOR



3 BED PREMIA | TYPE – C3 | 1839 SQFT



KEY PLAN

3 BED PREMIA TYPE C3 WEST FACING	
SALE AREA	1839 SQ.FT
CARPET AREA (A)	1134 SQ.FT
BALCONY AREA (B)	75 SQ.FT
UTILITY AREA (C)	68 SQ.FT
USEABLE AREA (A+B+C)	1277 SQ.FT



TOWER 06 (UNIT-5)-1st TO 52nd FLOOR



3 BED PREMIA | TYPE – C2 | 1840 SQFT



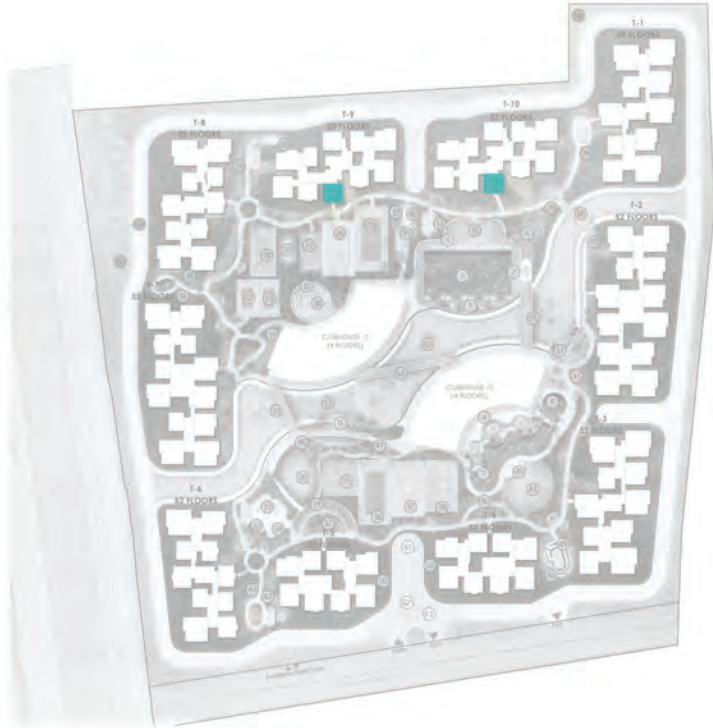
KEY PLAN

3 BED PREMIA TYPE C2 EAST FACING	
SALE AREA	1840 SQ.FT
CARPET AREA (A)	1134 SQ.FT
BALCONY AREA (B)	75 SQ.FT
UTILITY AREA (C)	68 SQ.FT
USEABLE AREA (A+B+C)	1277 SQ.FT



TOWER 06 (UNIT-8)-1st TO 52nd FLOOR
 TOWER 08 (UNIT-8)-1st TO 52nd FLOOR

3 BED PREMIA | TYPE – C1 | 1837 SQFT




KEY PLAN

3 BED PREMIA TYPE C1 NORTH FACING	
SALE AREA	1837 SQ.FT
CARPET AREA (A)	1132 SQ.FT
BALCONY AREA (B)	72 SQ.FT
UTILITY AREA (C)	70 SQ.FT
USEABLE AREA (A+B+C)	1274 SQ.FT



TOWER 09 (UNIT-4)-3rd TO 52nd FLOOR
 TOWER 10 (UNIT-4)-3rd TO 52nd FLOOR

3 BED ASPIRE | TYPE – B7 | 1648 SQFT



KEY PLAN

3 BED ASPIRE TYPE B7 WEST FACING	
SALE AREA	1648 SQ.FT
CARPET AREA (A)	1021 SQ.FT
BALCONY AREA (B)	67 SQ.FT
UTILITY AREA (C)	48 SQ.FT
USEABLE AREA (A+B+C)	1136 SQ.FT



TOWER 04 (UNIT-7)-1st TO 52nd FLOOR
 TOWER 05 (UNIT-7)-1st TO 52nd FLOOR

3 BED ASPIRE | TYPE – B6 | 1648 SQFT



KEY PLAN

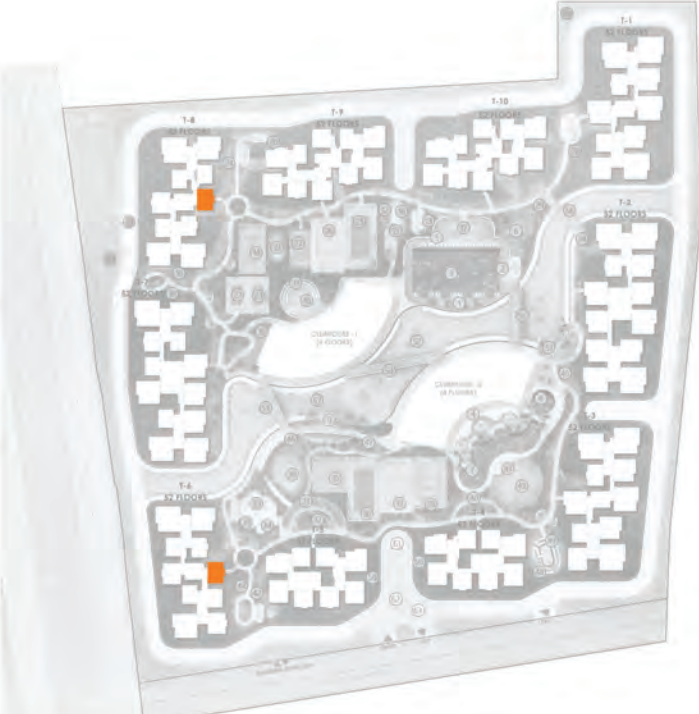
3 BED ASPIRE TYPE B6 EAST FACING	
SALE AREA	1648 SQ.FT
CARPET AREA (A)	1013 SQ.FT
BALCONY AREA (B)	69 SQ.FT
UTILITY AREA (C)	60 SQ.FT
USEABLE AREA (A+B+C)	1142 SQ.FT



TOWER 01 (UNIT-9)-1st TO 52nd FLOOR
 TOWER 02 (UNIT-11)-1st TO 52nd FLOOR
 TOWER 03 (UNIT-9)-1st TO 52nd FLOOR



3 BED ASPIRE | TYPE – B5 | 1646 SQFT



KEY PLAN


3 BED ASPIRE TYPE B5 WEST FACING	
SALE AREA	1646 SQ.FT
CARPET AREA (A)	1013 SQ.FT
BALCONY AREA (B)	68 SQ.FT
UTILITY AREA (C)	59 SQ.FT
USEABLE AREA (A+B+C)	1141 SQ.FT



TOWER 06 (UNIT-3)-3rd TO 52nd FLOOR
 TOWER 08 (UNIT-3)-3rd TO 52nd FLOOR



3 BED ASPIRE | TYPE – B4 | 1644 SQFT




KEY PLAN

3 BED ASPIRE TYPE B4 EAST FACING	
SALE AREA	1644 SQ.FT
CARPET AREA (A)	1013 SQ.FT
BALCONY AREA (B)	67 SQ.FT
UTILITY AREA (C)	46 SQ.FT
USEABLE AREA (A+B+C)	1126 SQ.FT

- TOWER 04 (UNIT-8)-3rd TO 52nd FLOOR
- TOWER 05 (UNIT-8)-3rd TO 52nd FLOOR
- TOWER 09 (UNIT-9)-1st TO 52nd FLOOR
- TOWER 10 (UNIT-9)-1st TO 52nd FLOOR

3 BED ASPIRE | TYPE – B3 | 1519 SQFT



KEY PLAN


3 BED ASPIRE TYPE B3 EAST FACING	
SALE AREA	1519 SQ.FT
CARPET AREA (A)	930 SQ.FT
BALCONY AREA (B)	63 SQ.FT
UTILITY AREA (C)	55 SQ.FT
USEABLE AREA (A+B+C)	1048 SQ.FT



TOWER 07 (UNIT-11)-1st TO 52nd FLOOR



3 BED ASPIRE | TYPE – B2 | 1519 SQFT



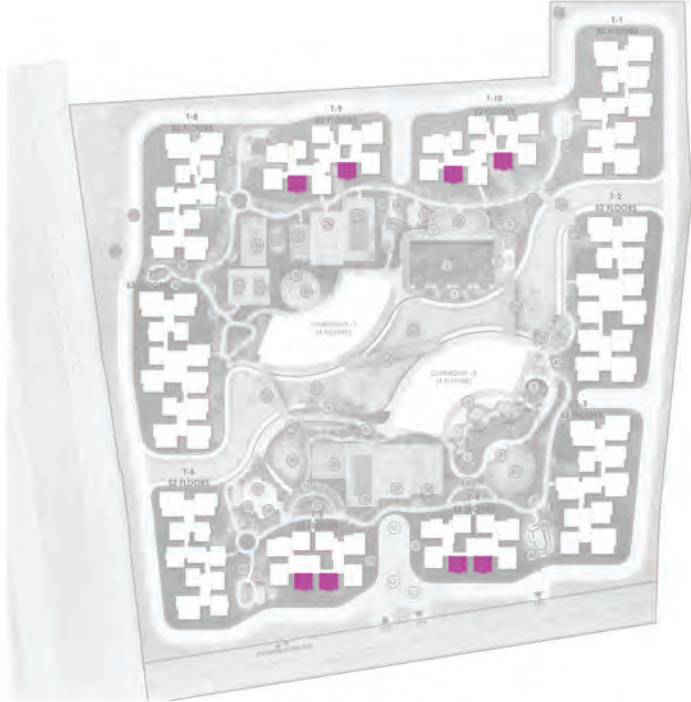
KEY PLAN

3 BED ASPIRE TYPE B2 WEST FACING	
SALE AREA	1519 SQ.FT
CARPET AREA (A)	930 SQ.FT
BALCONY AREA (B)	61 SQ.FT
UTILITY AREA (C)	58 SQ.FT
USEABLE AREA (A+B+C)	1048 SQ.FT

TOWER 6 (UNIT-2)-1st TO 52nd FLOOR
 TOWER 8 (UNIT-4)-1st TO 52nd FLOOR



3 BED ASPIRE | TYPE – B1 | 1516 SQFT




KEY PLAN

3 BED ASPIRE TYPE B1 NORTH FACING	
SALE AREA	1516 SQ.FT
CARPET AREA (A)	933 SQ.FT
BALCONY AREA (B)	63 SQ.FT
UTILITY AREA (C)	53 SQ.FT
USEABLE AREA (A+B+C)	1049 SQ.FT

- TOWER 4 (UNIT-3)-1st TO 52nd FLOOR
- TOWER 4 (UNIT-4)-1st TO 52nd FLOOR
- TOWER 5 (UNIT-3)-1st TO 52nd FLOOR
- TOWER 5 (UNIT-4)-1st TO 52nd FLOOR
- TOWER 9 (UNIT-3)-1st TO 52nd FLOOR
- TOWER 9 (UNIT-5)-1st TO 52nd FLOOR
- TOWER 10 (UNIT-3)-1st TO 52nd FLOOR
- TOWER 10 (UNIT-5)-1st TO 52nd FLOOR



2 BED CLASSIC | TYPE – A4 | 1281 SQFT




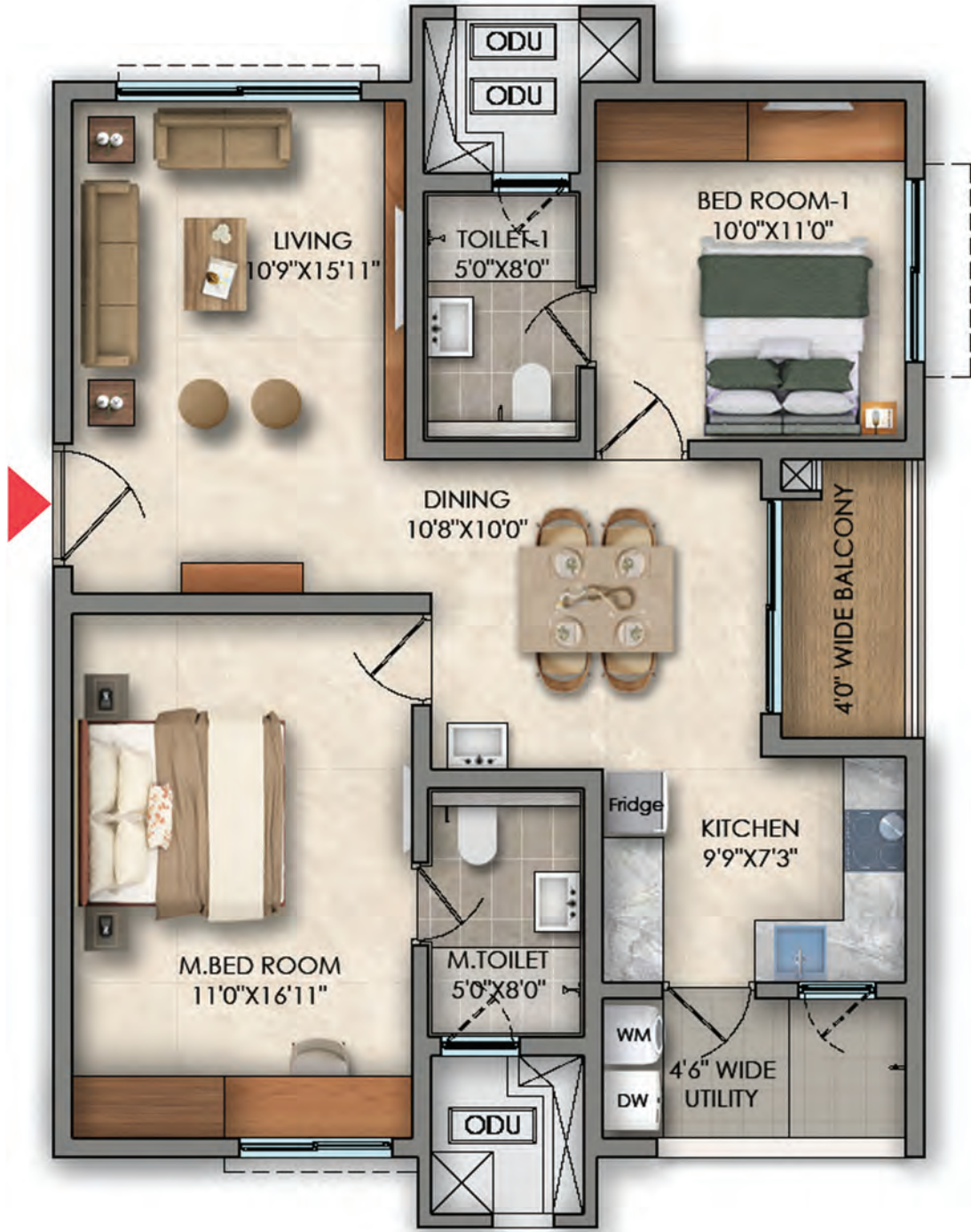
KEY PLAN

2 BED CLASSIC TYPE A4 EAST FACING	
SALE AREA	1281 SQ.FT
CARPET AREA (A)	779 SQ.FT
BALCONY AREA (B)	45 SQ.FT
UTILITY AREA (C)	43 SQ.FT
USEABLE AREA (A+B+C)	867 SQ.FT

- TOWER 1 (UNIT-7)-1st TO 52nd FLOOR
- TOWER 3 (UNIT-7)-1st TO 52nd FLOOR
- TOWER 6 (UNIT-7)-1st TO 15th, 17th TO 25th, 27th TO 44th 46th TO 52nd FLOOR
- TOWER 6 (UNIT-9)-1st TO 52nd FLOOR
- TOWER 7 (UNIT-8)-1st TO 52nd FLOOR
- TOWER 7 (UNIT-10)-1st TO 52nd FLOOR
- TOWER 8 (UNIT-7)-1st TO 52nd FLOOR
- TOWER 8 (UNIT-9)-1st TO 52nd FLOOR



2 BED CLASSIC | TYPE – A3 | 1278 SQFT



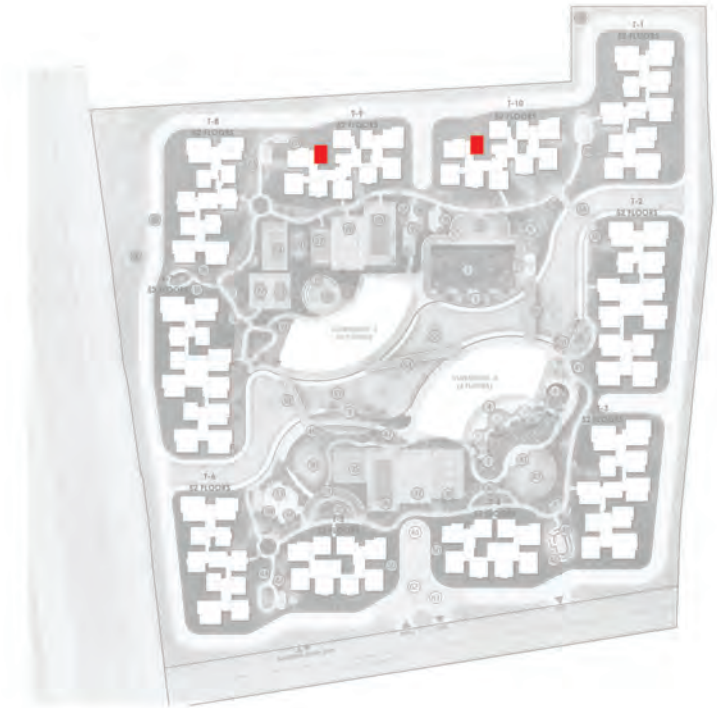
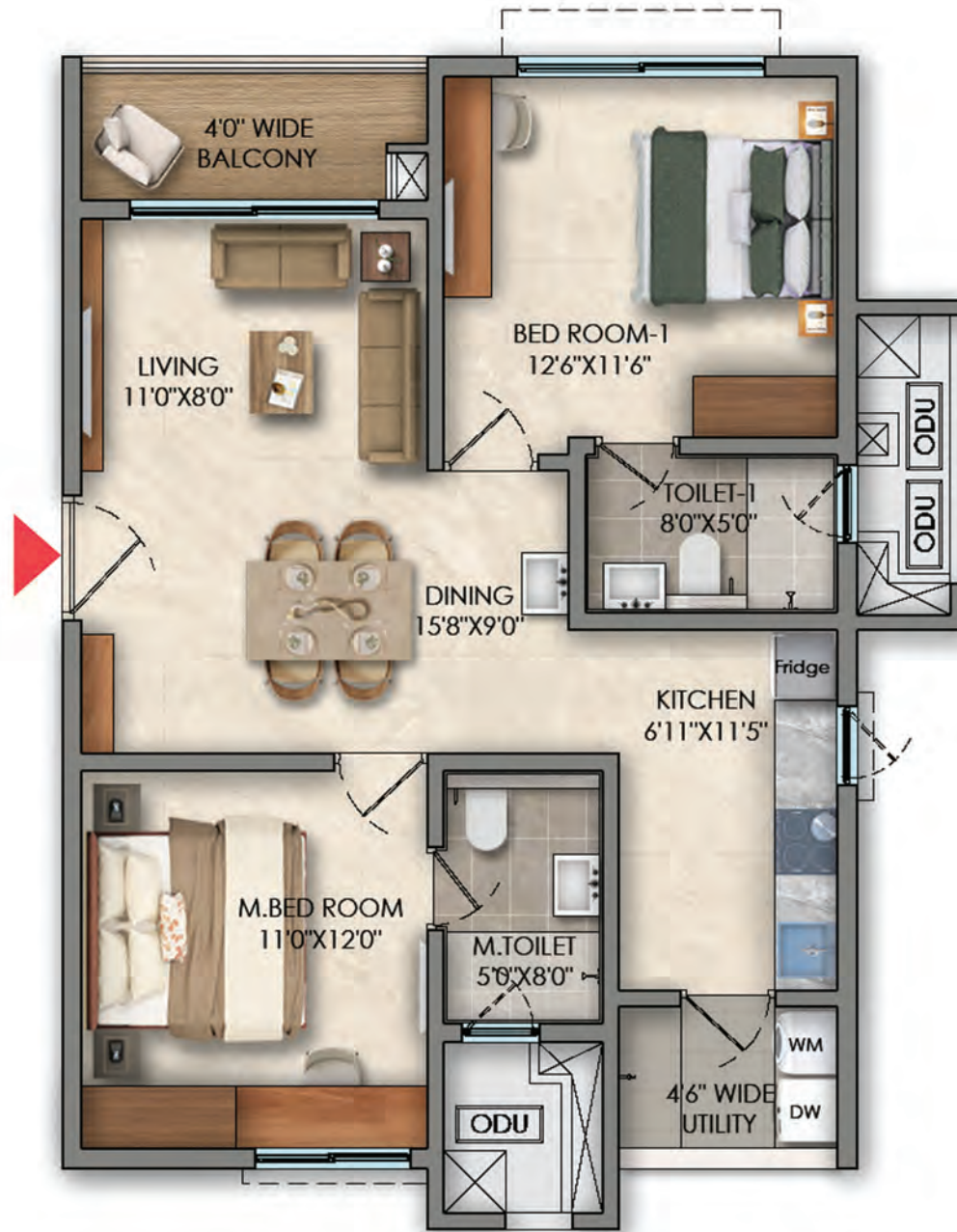
KEY PLAN

2 BED CLASSIC TYPE A3 WEST FACING	
SALE AREA	1278 SQ.FT
CARPET AREA (A)	771 SQ.FT
BALCONY AREA (B)	41 SQ.FT
UTILITY AREA (C)	53 SQ.FT
USEABLE AREA (A+B+C)	865 SQ.FT



TOWER 6 (UNIT-4)-1st TO 52nd FLOOR
 TOWER 7 (UNIT-2)-1st TO 52nd FLOOR
 TOWER 8 (UNIT-2)-1st TO 52nd FLOOR

2 BED CLASSIC | TYPE – A2 | 1176 SQFT



KEY PLAN


2 BED CLASSIC TYPE A2 WEST FACING	
SALE AREA	1176 SQ.FT
CARPET AREA(A)	709 SQ.FT
BALCONY AREA (B)	52 SQ.FT
UTILITY AREA (C)	40 SQ.FT
USEABLE AREA (A+B+C)	801 SQ.FT



TOWER 09 (UNIT-08)-1st TO 52nd FLOOR
 TOWER 10 (UNIT-08)-1st TO 52nd FLOOR



2 BED CLASSIC | TYPE – A1 | 1169 SQFT



KEY PLAN

2 BED CLASSIC TYPE A1 EAST FACING	
SALE AREA	1169 SQ.FT
CARPET AREA (A)	701 SQ.FT
BALCONY AREA (B)	45 SQ.FT
UTILITY AREA (C)	49 SQ.FT
USEABLE AREA (A+B+C)	795 SQ.FT



TOWER 09 (UNIT-10)-1st TO 52nd FLOOR
 TOWER 10 (UNIT-10)-1st TO 52nd FLOOR

Specifications

STRUCTURE:

- RCC Structure in shear wall technology.

LOBBY & STAIR CASE:

- Elegant lobby flooring in Ground floor.
- Basement and all upper floor lobbies flooring in vitrified tiles.
- Lift cladding in stone as per architect's design.
- Service staircase and service lobby in Kota Stone, or cement tiles.
- All lobby walls will be finished with a combination of texture paint and ceilings in distemper.

LIFTS:

- Lifts of suitable size and capacity will be provided in all towers.

APARTMENT FLOORING:

- Vitrified tiles in the foyer, living, dining, corridors, all bedrooms, kitchen and utility.
- Ceramic tiles in the Balcony.

KITCHEN:

- Ceramic tile dado provided above the designated counter length.
- RO/IG points.

TOILETS:

- Ceramic tiles for flooring, with ceramic tiles as dado up to false ceiling.
- All toilets with counter top wash basins.
- EWCs and chrome plated fittings.
- Chrome plated faucet with shower mixer.
- Geysers in all toilets except the last two floors, and instant Geysers in maid's toilet.
- All toilets of the last two floors will have water from solar water heaters with provision of geyser in the Master Toilet.
- Suspended pipelines in all toilets concealed within a false ceiling.
- Provision for exhaust fans.

INTERNAL DOORS:

- Main Door frame in Timber and laminated flush shutters.
- Internal Doors - Wooden frames and laminated flush shutters.

EXTERNAL DOORS AND WINDOWS:

- UPVC and sliding shutters for all external doors or a combination of both wherever required.
- UPVC framed windows with clear glass.

PAINTING:

- Premium External Emulsion on exterior walls.
- Internal walls and ceiling in OBD.
- All railings in enamel paint.

ELECTRICAL:

- All electrical wiring is concealed in PVC insulated copper wires with modular switches.
- Sufficient power outlets and light points provided.
- TV points provided in the living and all bedrooms.
- Telephone points provided in Living and kitchen only.
- Data points provided in Living and Study/Master bedroom.
- ELCB and individual meters will be provided for all apartments.

SECURITY SYSTEM:

- Security cabins at all entrances and exits having CCTV coverage.

DG POWER:

- Generators will be provided for Common Areas and Apartments of suitable capacity.









• HOMES • OFFICES • SHOPPING MALLS • HOTELS • INTERIORS • WAREHOUSING •

Bengaluru | Mumbai | Hyderabad | Delhi-NCR | Goa | Chennai | Mysuru
Cochin | Kozhikode | Mangaluru | Ahmedabad | Dubai Sales Office

Prestige Estates Projects Limited

Prestige Falcon Towers, No.19, Brunton Road, Bengaluru - 560025, Karnataka, INDIA.
Ph: +91-80-25591080. E-mail: properties@prestigeconstructions.com. www.prestigeconstructions.com

International Sales Office: dubai@prestigeconstructions.com

Prestige Golden Grove

Sy. Nos. 80, 82, 83, 84, 88, 90 to 98 Velimela Village, near Tellapur, Ramachandrapuram Mandal,
Sangareddy District, Telangana State 502300

This brochure is conceptual and has been prepared based on the inputs provided by the Project Architect. This may vary during execution. The Promoter reserves the right to change, alter, add or delete any of the specifications mentioned herein based on site conditions and construction exigencies without prior permission or notice. The external color schemes and detailing of landscape may vary as may be suggested by the Architect considering the site conditions.

The furniture shown in the plans is only for the purpose of illustrating a possible layout and does not form a part of the offering or specifications. All Apartment interior views do not depict the standard wall, color & ceiling finishes and are not part of the offering.

Further, the dimensions mentioned do not consider the plastering thickness and there could be marginal variation in carpet areas.

